


SUPERCAR CHALLENGE
SPA RACING FESTIVAL
RACE 2

Analysis

| | | | | | | | ■ Personal Best ■ Session Best ■ Crossing the finish line in pit lane | | | | | | | | |
|--|---|----------|----------|----------|----------|-------|--|-----|---|----------|----------|----------|----------|-------|-------------|
| Lap | D | Time | Sector 1 | Sector 2 | Sector 3 | Kph | Elapsed | Lap | D | Time | Sector 1 | Sector 2 | Sector 3 | Kph | Elapsed |
| 103 Volvo Reede Racing by DayVtec 1. Henry ZUMBRINK | | | | | | | Volvo S60 V8 SGT | | | | | | | | |
| 1 | 1 | 2:55.131 | 49.959 | 1:21.520 | 43.652 | 144.0 | 2:55.131 | 13 | 1 | 2:49.818 | 44.513 | 1:17.214 | 48.091 | 148.5 | 35:46.555 |
| 2 | 1 | 2:46.909 | 44.557 | 1:20.084 | 42.268 | 151.1 | 5:42.040 | 14 | 1 | 4:17.323 | 2:17.863 | 1:18.180 | 41.280 | 98.0 | 40:03.878 |
| 3 | 1 | 2:45.795 | 44.411 | 1:19.235 | 42.149 | 152.1 | 8:27.835 | 15 | 1 | 2:47.309 | 44.992 | 1:19.485 | 42.832 | 150.7 | 42:51.187 |
| 4 | 1 | 2:45.972 | 44.094 | 1:19.577 | 42.301 | 151.9 | 11:13.807 | 16 | 1 | 2:43.178 | 44.506 | 1:17.437 | 41.235 | 154.5 | 45:34.365 |
| 5 | 1 | 2:45.958 | 44.656 | 1:18.893 | 42.409 | 151.9 | 13:59.765 | 17 | 1 | 2:44.602 | 44.672 | 1:17.804 | 42.126 | 153.2 | 48:18.967 |
| 6 | 1 | 2:45.603 | 44.308 | 1:19.203 | 42.092 | 152.3 | 16:45.368 | 18 | 1 | 2:42.650 | 44.057 | 1:17.269 | 41.324 | 155.0 | 51:01.617 |
| 7 | 1 | 2:47.214 | 44.556 | 1:19.157 | 43.501 | 150.8 | 19:32.582 | 19 | 1 | 2:42.358 | 44.239 | 1:16.901 | 41.218 | 155.3 | 53:43.975 |
| 8 | 1 | 2:50.074 | 44.763 | 1:21.113 | 44.198 | 148.3 | 22:22.656 | 20 | 1 | 2:41.484 | 43.507 | 1:16.798 | 41.179 | 156.1 | 56:25.459 |
| 9 | 1 | 2:45.769 | 45.627 | 1:18.408 | 41.734 | 152.1 | 25:08.425 | 21 | 1 | 2:41.276 | 43.694 | 1:17.219 | 40.363 | 156.3 | 59:06.735 |
| 10 | 1 | 2:56.407 | 44.631 | 1:18.609 | 53.167 | 142.9 | 28:04.832 | 22 | 1 | 2:41.082 | 43.471 | 1:16.727 | 40.884 | 156.5 | 1:01:47.817 |
| 11 | 1 | 4:16.754 | 2:17.219 | 1:17.524 | 41.548 | 98.2 | 32:21.586 | 23 | 1 | 2:41.317 | 43.785 | 1:16.981 | 40.551 | 156.3 | 1:04:29.134 |
| 12 | 1 | 2:42.943 | 43.871 | 1:17.524 | 41.548 | 154.7 | 35:04.529 | | | | | | | | |
| 13 | 1 | 2:44.577 | 43.737 | 1:17.827 | 43.013 | 153.2 | 37:49.106 | | | | | | | | |
| 14 | 1 | 2:44.505 | 44.340 | 1:18.463 | 41.702 | 153.3 | 40:33.611 | | | | | | | | |
| 15 | 1 | 2:44.432 | 43.966 | 1:18.233 | 42.233 | 153.3 | 43:18.043 | | | | | | | | |
| 16 | 1 | 2:45.949 | 44.169 | 1:19.291 | 42.489 | 151.9 | 46:03.992 | | | | | | | | |
| 17 | 1 | 2:44.711 | 44.443 | 1:18.265 | 42.003 | 153.1 | 48:48.703 | | | | | | | | |
| 18 | 1 | 2:45.137 | 44.154 | 1:19.419 | 41.564 | 152.7 | 51:33.840 | | | | | | | | |
| 19 | 1 | 2:47.487 | 45.844 | 1:18.942 | 42.701 | 150.5 | 54:21.327 | | | | | | | | |
| 20 | 1 | 2:45.766 | 44.447 | 1:19.137 | 42.182 | 152.1 | 57:07.093 | | | | | | | | |
| 21 | 1 | 2:49.381 | 44.942 | 1:19.793 | 44.646 | 148.9 | 59:56.474 | | | | | | | | |
| 22 | 1 | 2:49.171 | 46.948 | 1:19.892 | 42.331 | 149.0 | 1:02:45.645 | | | | | | | | |
| 23 | 1 | 2:45.008 | 44.385 | 1:18.554 | 42.069 | 152.8 | 1:05:30.653 | | | | | | | | |
| 106 Day-V-Tec 1. Kelvin SNOEKES | | | | | | | Volvo S60 V8 SGT | | | | | | | | |
| 1 | 1 | 2:45.717 | 46.010 | 1:18.169 | 41.538 | 152.2 | 2:45.717 | | | | | | | | |
| 2 | 1 | 2:44.394 | 44.082 | 1:17.840 | 42.472 | 153.4 | 5:30.111 | | | | | | | | |
| 3 | 1 | 2:44.764 | 44.287 | 1:17.971 | 42.506 | 153.0 | 8:14.875 | | | | | | | | |
| 4 | 1 | 2:42.898 | 44.397 | 1:16.911 | 41.590 | 154.8 | 10:57.773 | | | | | | | | |
| 5 | 1 | 2:42.786 | 43.621 | 1:17.202 | 41.963 | 154.9 | 13:40.559 | | | | | | | | |
| 6 | 1 | 2:42.525 | 43.898 | 1:16.597 | 42.030 | 155.1 | 16:23.084 | | | | | | | | |
| 7 | 1 | 2:43.312 | 43.863 | 1:17.417 | 42.032 | 154.4 | 19:06.396 | | | | | | | | |
| 8 | 1 | 2:43.132 | 43.799 | 1:17.319 | 42.014 | 154.6 | 21:49.528 | | | | | | | | |
| 9 | 1 | 2:42.659 | 43.893 | 1:16.783 | 41.983 | 155.0 | 24:32.187 | | | | | | | | |
| 10 | 1 | 2:42.672 | 43.794 | 1:17.201 | 41.677 | 155.0 | 27:14.859 | | | | | | | | |
| 11 | 1 | 2:43.798 | 44.480 | 1:17.218 | 42.100 | 153.9 | 29:58.657 | | | | | | | | |
| 12 | 1 | 2:43.529 | 43.695 | 1:17.442 | 42.392 | 154.2 | 32:42.186 | | | | | | | | |
| 13 | 1 | 2:49.614 | 43.768 | 1:17.351 | 48.495 | 148.7 | 35:31.800 | | | | | | | | |
| 108 Martino Rosso Racing 1. Martin LANTING 2. Bob HERBER | | | | | | | Ferrari GT2 458 SGT | | | | | | | | |
| 1 | 1 | 2:50.429 | 48.013 | 1:19.576 | 42.840 | 147.9 | 2:50.429 | | | | | | | | |
| 2 | 1 | 2:46.346 | 44.895 | 1:19.029 | 42.422 | 151.6 | 5:36.775 | | | | | | | | |
| 3 | 1 | 2:44.576 | 44.572 | 1:18.274 | 41.730 | 153.2 | 8:21.351 | | | | | | | | |
| 4 | 1 | 2:44.119 | 44.607 | 1:17.654 | 41.858 | 153.6 | 11:05.470 | | | | | | | | |
| 5 | 1 | 2:44.666 | 44.450 | 1:18.852 | 41.364 | 153.1 | 13:50.136 | | | | | | | | |
| 6 | 1 | 2:44.237 | 44.638 | 1:17.952 | 41.647 | 153.5 | 16:34.373 | | | | | | | | |
| 7 | 1 | 2:44.466 | 44.434 | 1:18.456 | 41.576 | 153.3 | 19:18.839 | | | | | | | | |
| 8 | 1 | 2:42.911 | 44.669 | 1:17.028 | 41.214 | 154.8 | 22:01.750 | | | | | | | | |
| 9 | 1 | 2:44.010 | 44.211 | 1:17.997 | 41.802 | 153.7 | 24:45.760 | | | | | | | | |
| 10 | 1 | 2:43.038 | 44.203 | 1:17.754 | 41.081 | 154.7 | 27:28.798 | | | | | | | | |
| 11 | 1 | 2:43.003 | 43.991 | 1:17.828 | 41.184 | 154.7 | 30:11.801 | | | | | | | | |
| 12 | 1 | 2:44.936 | 45.037 | 1:18.078 | 41.821 | 152.9 | 32:56.737 | | | | | | | | |
| 114 Racingteam Venray 1. Barry MAESSEN | | | | | | | Vicora V8 SGT | | | | | | | | |
| 1 | 1 | 2:54.123 | 49.330 | 1:21.026 | 43.767 | 144.8 | 2:54.123 | | | | | | | | |
| 2 | 1 | 2:46.232 | 45.025 | 1:18.975 | 42.232 | 151.7 | 5:40.355 | | | | | | | | |
| 3 | 1 | 2:45.146 | 44.338 | 1:18.670 | 42.138 | 152.7 | 8:25.501 | | | | | | | | |
| 4 | 1 | 2:54.205 | 44.912 | 1:19.998 | 49.295 | 144.7 | 11:19.706 | | | | | | | | |
| 5 | 1 | 3:48.193 | 1:43.764 | 1:21.441 | 42.988 | 110.5 | 15:07.899 | | | | | | | | |
| 6 | 1 | 2:45.874 | 44.491 | 1:18.637 | 42.746 | 152.0 | 17:53.773 | | | | | | | | |
| 7 | 1 | 2:47.858 | 45.521 | 1:19.955 | 42.382 | 150.2 | 20:41.631 | | | | | | | | |
| 8 | 1 | 2:45.916 | 44.849 | 1:18.398 | 42.669 | 152.0 | 23:27.547 | | | | | | | | |
| 9 | 1 | 2:47.402 | 44.807 | 1:20.402 | 42.193 | 150.6 | 26:14.949 | | | | | | | | |
| 10 | 1 | 2:48.200 | 45.306 | 1:19.933 | 42.961 | 149.9 | 29:03.149 | | | | | | | | |
| 11 | 1 | 2:46.151 | 44.976 | 1:18.529 | 42.646 | 151.8 | 31:49.300 | | | | | | | | |
| 12 | 1 | 2:55.493 | 44.655 | 1:19.174 | 51.664 | 143.7 | 34:44.793 | | | | | | | | |
| 117 Team Raceart 1. Roger GROUWELS 2. Robert DE GRAAFF | | | | | | | Dodge Viper GT3-R SGT | | | | | | | | |
| 1 | 1 | 2:50.265 | 47.147 | 1:20.059 | 43.059 | 148.1 | 2:50.265 | | | | | | | | |
| 2 | 1 | 2:46.159 | 44.604 | 1:19.008 | 42.547 | 151.7 | 5:36.424 | | | | | | | | |
| 3 | 1 | 2:44.095 | 44.415 | 1:18.190 | 41.490 | 153.7 | 8:20.519 | | | | | | | | |
| 4 | 1 | 2:43.172 | 44.076 | 1:17.614 | 41.482 | 154.5 | 11:03.691 | | | | | | | | |
| 5 | 1 | 2:42.663 | 43.907 | 1:17.444 | 41.312 | 155.0 | 13:46.354 | | | | | | | | |
| 6 | 1 | 2:40.815 | 43.519 | 1:16.456 | 40.840 | 156.8 | 16:27.169 | | | | | | | | |
| 7 | 1 | 2:45.304 | 44.866 | 1:18.297 | 42.141 | 152.5 | 19:12.473 | | | | | | | | |
| 8 | 1 | 2:43.052 | 43.794 | 1:17.753 | 41.505 | 154.6 | 21:55.525 | | | | | | | | |
| 9 | 1 | 2:42.419 | 44.003 | 1:17.188 | 41.228 | 155.2 | 24:37.944 | | | | | | | | |
| 10 | 1 | 2:42.254 | 43.873 | 1:16.962 | 41.419 | 155.4 | 27:20.198 | | | | | | | | |
| 11 | 1 | 2:42.159 | 43.970 | 1:16.729 | 41.460 | 155.5 | 30:02.357 | | | | | | | | |
| 12 | 1 | 2:51.397 | 43.856 | 1:16.368 | 51.173 | 147.1 | 32:53.754 | | | | | | | | |
| 13 | 1 | 4:35.968 | 2:33.227 | 1:20.080 | 42.661 | 91.4 | 37:29.722 | | | | | | | | |
| 14 | 1 | 2:46.697 | 44.715 | 1:20.173 | 41.809 | 151.3 | 40:16.419 | | | | | | | | |
| 15 | 1 | 2:49.296 | 47.237 | 1:19.291 | 42.768 | 148.9 | 43:05.715 | | | | | | | | |
| 16 | 1 | 2:50.377 | 47.719 | 1:19.358 | 43.300 | 148.0 | 45:56.092 | | | | | | | | |
| 17 | 1 | 2:44.438 | 44.490 | 1:18.547 | 41.401 | 153.3 | 48:40.530 | | | | | | | | |
| 18 | 1 | 2:43.619 | 44.201 | 1:17.884 | 41.534 | 154.1 | 51:24.149 | | | | | | | | |
| 19 | 1 | 2:43.664 | 44.291 | 1:18.366 | 41.007 | 154.1 | 54:07.813 | | | | | | | | |
| 20 | 1 | 2:42.028 | 43.526 | 1:17.479 | 41.023 | 155.6 | 56:49.841 | | | | | | | | |
| 21 | 1 | 2:41.479 | 43.646 | 1:17.046 | 40.787 | 156.1 | 59:31.320 | | | | | | | | |
| 22 | 1 | 2:40.979 | 43.373 | 1:17.003 | 40.603 | 156.6 | 1:02:12.299 | | | | | | | | |
| 23 | 1 | 2:41.471 | 44.312 | 1:16.811 | 40.348 | 156.2 | 1:04:53.770 | | | | | | | | |
| 131 Storm-Tag Point Racing 1. Jan STORM 2. Niels BOUWHUIS | | | | | | | BMW Z4 GT3 SGT | | | | | | | | |
| 1 | 1 | 2:53.561 | 48.733 | 1:21.093 | 43.735 | 145.3 | 2:53.561 | | | | | | | | |



**SUPERCAR CHALLENGE
SPA RACING FESTIVAL
RACE 2**

Analysis

■ Personal Best ■ Session Best B Crossing the finish line in pit lane

| Lap | D | Time | Sector 1 | Sector 2 | Sector 3 | Kph | Elapsed | Lap | D | Time | Sector 1 | Sector 2 | Sector 3 | Kph | Elapsed |
|-----|---|-----------|----------|----------|----------|-------|-------------|-----|---|-----------|----------|----------|----------|-------|-------------|
| 2 | 1 | 2:46.035 | 45.021 | 1:18.515 | 42.499 | 151.9 | 5:39.596 | 7 | 1 | 2:45.390 | 45.375 | 1:17.971 | 42.044 | 152.5 | 19:35.933 |
| 3 | 1 | 2:46.798 | 45.806 | 1:18.289 | 42.703 | 151.2 | 8:26.394 | 8 | 1 | 2:46.475 | 45.025 | 1:18.357 | 43.093 | 151.5 | 22:22.408 |
| 4 | 1 | 2:45.307 | 45.318 | 1:17.651 | 42.338 | 152.5 | 11:11.701 | 9 | 1 | 2:44.282 | 44.797 | 1:18.045 | 41.440 | 153.5 | 25:06.690 |
| 5 | 1 | 2:43.696 | 44.136 | 1:17.564 | 41.996 | 154.0 | 13:55.397 | 10 | 1 | 2:46.201 | 45.321 | 1:17.931 | 42.949 | 151.7 | 27:52.891 |
| 6 | 1 | 2:42.253 | 43.928 | 1:16.749 | 41.576 | 155.4 | 16:37.650 | 11 | 1 | 2:44.567 | 45.041 | 1:17.976 | 41.550 | 153.2 | 30:37.458 |
| 7 | 1 | 2:44.249 | 44.099 | 1:18.269 | 41.881 | 153.5 | 19:21.899 | 12 | 1 | 2:55.316B | 45.234 | 1:19.747 | 50.335 | 143.8 | 33:32.774 |
| 8 | 1 | 2:44.528 | 44.845 | 1:18.287 | 41.396 | 153.3 | 22:06.427 | 13 | 1 | 4:17.814 | 2:11.191 | 1:21.489 | 45.134 | 97.8 | 37:50.588 |
| 9 | 1 | 2:45.212 | 44.636 | 1:17.967 | 42.609 | 152.6 | 24:51.639 | 14 | 1 | 2:53.783 | 45.667 | 1:22.388 | 45.728 | 145.1 | 40:44.371 |
| 10 | 1 | 2:43.091 | 44.359 | 1:17.168 | 41.564 | 154.6 | 27:34.730 | 15 | 1 | 2:51.250 | 45.866 | 1:21.346 | 44.038 | 147.2 | 43:35.621 |
| 11 | 1 | 2:43.483 | 44.059 | 1:17.119 | 42.305 | 154.2 | 30:18.213 | 16 | 1 | 2:50.193 | 45.803 | 1:20.338 | 44.052 | 148.2 | 46:25.814 |
| 12 | 1 | 2:50.624B | 44.271 | 1:18.026 | 48.327 | 147.8 | 33:08.837 | 17 | 1 | 2:53.276 | 46.918 | 1:23.017 | 43.341 | 145.5 | 49:19.090 |
| 13 | 1 | 3:46.109 | 1:47.788 | 1:17.224 | 41.097 | 111.5 | 36:54.946 | 18 | 1 | 2:49.440 | 46.068 | 1:20.282 | 43.090 | 148.8 | 52:08.530 |
| 14 | 1 | 2:45.056 | 46.108 | 1:17.493 | 41.455 | 152.8 | 39:40.002 | 19 | 1 | 2:47.885 | 45.164 | 1:19.992 | 42.729 | 150.2 | 54:56.415 |
| 15 | 1 | 2:45.972 | 47.194 | 1:17.587 | 41.191 | 151.9 | 42:25.974 | 20 | 1 | 2:46.284 | 45.100 | 1:18.554 | 42.630 | 151.6 | 57:42.699 |
| 16 | 1 | 2:44.207 | 45.460 | 1:17.721 | 41.026 | 153.6 | 45:10.181 | 21 | 1 | 2:48.491 | 46.377 | 1:18.650 | 43.464 | 149.6 | 1:00:31.190 |
| 17 | 1 | 2:41.983 | 44.367 | 1:16.697 | 40.919 | 155.7 | 47:52.164 | 22 | 1 | 2:47.171 | 44.643 | 1:19.781 | 42.747 | 150.8 | 1:03:18.361 |
| 18 | 1 | 2:42.012 | 44.099 | 1:16.826 | 41.087 | 155.6 | 50:34.176 | 23 | 1 | 2:50.564 | 45.212 | 1:19.071 | 46.281 | 147.8 | 1:06:08.925 |
| 19 | 1 | 3:01.252B | 44.241 | 1:16.474 | 1:00.537 | 139.1 | 53:35.428 | | | | | | | | |
| 20 | 1 | 2:53.571 | 56.019 | 1:15.740 | 41.812 | 145.3 | 56:28.999 | | | | | | | | |
| 21 | 1 | 2:41.321 | 43.994 | 1:15.839 | 41.488 | 156.3 | 59:10.320 | | | | | | | | |
| 22 | 1 | 2:41.099 | 44.354 | 1:16.082 | 40.663 | 156.5 | 1:01:51.419 | | | | | | | | |
| 23 | 1 | 2:40.433 | 43.458 | 1:16.612 | 40.363 | 157.2 | 1:04:31.852 | | | | | | | | |

138 **Balfe Motorsport** Ferrari 458 GT3 SGT
1. Shaun BALFE
2. Phil KEEN

| | | | | | | | |
|----|---|-----------|----------|----------|--------|-------|-------------|
| 1 | 1 | 2:52.228 | 48.203 | 1:21.344 | 42.681 | 146.4 | 2:52.228 |
| 2 | 1 | 2:45.945 | 45.052 | 1:19.059 | 41.834 | 151.9 | 5:38.173 |
| 3 | 1 | 2:44.813 | 44.920 | 1:18.371 | 41.522 | 153.0 | 8:22.986 |
| 4 | 1 | 2:43.302 | 44.712 | 1:17.423 | 41.167 | 154.4 | 11:06.288 |
| 5 | 1 | 2:45.331 | 44.695 | 1:19.391 | 41.245 | 152.5 | 13:51.619 |
| 6 | 1 | 2:43.246 | 44.137 | 1:17.481 | 41.628 | 154.5 | 16:34.865 |
| 7 | 1 | 2:45.735 | 44.352 | 1:20.147 | 41.236 | 152.1 | 19:20.600 |
| 8 | 1 | 2:41.701 | 43.891 | 1:16.771 | 41.039 | 155.9 | 22:02.301 |
| 9 | 1 | 2:44.256 | 43.905 | 1:19.358 | 40.993 | 153.5 | 24:46.557 |
| 10 | 1 | 2:42.833 | 44.021 | 1:17.754 | 41.058 | 154.8 | 27:29.390 |
| 11 | 1 | 2:51.673B | 43.694 | 1:18.161 | 49.818 | 146.9 | 30:21.063 |
| 12 | 1 | 4:51.826 | 2:53.523 | 1:16.922 | 41.381 | 86.4 | 35:12.889 |
| 13 | 1 | 2:39.992 | 43.416 | 1:15.692 | 40.884 | 157.6 | 37:52.881 |
| 14 | 1 | 2:41.962 | 43.699 | 1:17.456 | 40.807 | 155.7 | 40:34.843 |
| 15 | 1 | 2:41.971 | 43.887 | 1:16.820 | 41.264 | 155.7 | 43:16.814 |
| 16 | 1 | 2:42.516 | 44.610 | 1:16.494 | 41.412 | 155.1 | 45:59.330 |
| 17 | 1 | 2:41.304 | 43.502 | 1:16.844 | 40.958 | 156.3 | 48:40.634 |
| 18 | 1 | 2:40.202 | 43.018 | 1:16.236 | 40.948 | 157.4 | 51:20.836 |
| 19 | 1 | 2:39.180 | 43.116 | 1:15.628 | 40.436 | 158.4 | 54:00.016 |
| 20 | 1 | 2:37.921 | 42.842 | 1:15.384 | 39.695 | 159.7 | 56:37.937 |
| 21 | 1 | 2:38.737 | 43.389 | 1:15.504 | 39.844 | 158.8 | 59:16.674 |
| 22 | 1 | 2:38.023 | 42.979 | 1:15.725 | 39.319 | 159.6 | 1:01:54.697 |
| 23 | 1 | 2:37.416 | 42.409 | 1:15.888 | 39.119 | 160.2 | 1:04:32.113 |

193 **Nova Race GT3** Nissan GT-R GT3 SGT
1. Philippe STEVENY
2. Stephane BAILLY


| | | | | | | | |
|---|---|----------|--------|----------|--------|-------|-----------|
| 1 | 1 | 2:55.913 | 49.966 | 1:22.073 | 43.874 | 143.3 | 2:55.913 |
| 2 | 1 | 2:48.593 | 45.520 | 1:20.166 | 42.907 | 149.6 | 5:44.506 |
| 3 | 1 | 2:47.257 | 45.679 | 1:19.197 | 42.381 | 150.8 | 8:31.763 |
| 4 | 1 | 2:46.560 | 45.437 | 1:18.717 | 42.406 | 151.4 | 11:18.323 |
| 5 | 1 | 2:47.615 | 45.550 | 1:18.296 | 43.769 | 150.4 | 14:05.938 |
| 6 | 1 | 2:44.605 | 45.451 | 1:17.570 | 41.584 | 153.2 | 16:50.543 |

202 **GT3 Racing** Dodge Viper GT3 GT
1. Craig WILKENS
2. Aaron SCOTT

| | | | | | | | |
|----|---|-----------|----------|----------|--------|-------|-------------|
| 1 | 1 | 2:55.108 | 49.632 | 1:21.141 | 44.335 | 144.0 | 2:55.108 |
| 2 | 1 | 2:48.780 | 46.062 | 1:19.935 | 42.783 | 149.4 | 5:43.888 |
| 3 | 1 | 2:47.425 | 45.572 | 1:19.259 | 42.594 | 150.6 | 8:31.313 |
| 4 | 1 | 2:47.313 | 45.039 | 1:19.156 | 43.118 | 150.7 | 11:18.626 |
| 5 | 1 | 2:48.591 | 45.341 | 1:20.258 | 42.992 | 149.6 | 14:07.217 |
| 6 | 1 | 2:47.407 | 45.447 | 1:19.532 | 42.428 | 150.6 | 16:54.624 |
| 7 | 1 | 2:46.878 | 45.039 | 1:19.414 | 42.425 | 151.1 | 19:41.502 |
| 8 | 1 | 2:50.493 | 46.807 | 1:21.163 | 42.523 | 147.9 | 22:31.995 |
| 9 | 1 | 2:49.534 | 45.430 | 1:21.502 | 42.602 | 148.7 | 25:21.529 |
| 10 | 1 | 2:48.204 | 45.909 | 1:19.600 | 42.695 | 149.9 | 28:09.733 |
| 11 | 1 | 2:56.156B | 45.445 | 1:19.712 | 50.999 | 143.1 | 31:05.889 |
| 12 | 1 | 4:33.650 | 2:32.638 | 1:18.986 | 42.026 | 92.1 | 35:39.539 |
| 13 | 1 | 2:45.570 | 44.721 | 1:18.725 | 42.124 | 152.3 | 38:25.109 |
| 14 | 1 | 2:46.661 | 44.718 | 1:19.735 | 42.208 | 151.3 | 41:11.770 |
| 15 | 1 | 2:45.862 | 44.584 | 1:19.061 | 42.217 | 152.0 | 43:57.632 |
| 16 | 1 | 2:48.248 | 44.579 | 1:20.561 | 43.108 | 149.9 | 46:45.880 |
| 17 | 1 | 2:49.092 | 47.225 | 1:19.678 | 42.189 | 149.1 | 49:34.972 |
| 18 | 1 | 2:46.679 | 45.459 | 1:18.911 | 42.309 | 151.3 | 52:21.651 |
| 19 | 1 | 2:47.170 | 45.751 | 1:19.129 | 42.290 | 150.8 | 55:08.821 |
| 20 | 1 | 2:44.754 | 44.123 | 1:18.831 | 41.800 | 153.0 | 57:53.575 |
| 21 | 1 | 2:44.522 | 43.939 | 1:19.020 | 41.563 | 153.3 | 1:00:38.097 |
| 22 | 1 | 2:44.545 | 44.182 | 1:18.719 | 41.644 | 153.2 | 1:03:22.642 |
| 23 | 1 | 2:45.221 | 44.045 | 1:18.889 | 42.287 | 152.6 | 1:06:07.863 |

215 **Radical Benelux** Radical RXC 2.7 V8 GT
1. Henk THUIS

| | | | | | | | |
|----|---|-----------|----------|----------|--------|-------|-----------|
| 1 | 1 | 2:59.058 | 51.970 | 1:22.374 | 44.714 | 140.8 | 2:59.058 |
| 2 | 1 | 2:53.666 | 49.289 | 1:20.611 | 43.766 | 145.2 | 5:52.724 |
| 3 | 1 | 2:51.720 | 47.545 | 1:19.856 | 44.319 | 146.8 | 8:44.444 |
| 4 | 1 | 2:50.986 | 47.455 | 1:19.451 | 44.080 | 147.5 | 11:35.430 |
| 5 | 1 | 2:51.831 | 46.928 | 1:20.647 | 44.256 | 146.7 | 14:27.261 |
| 6 | 1 | 2:49.194 | 46.094 | 1:19.838 | 43.262 | 149.0 | 17:16.455 |
| 7 | 1 | 2:49.543 | 46.402 | 1:19.731 | 43.410 | 148.7 | 20:05.998 |
| 8 | 1 | 2:49.048 | 46.577 | 1:19.401 | 43.070 | 149.2 | 22:55.046 |
| 9 | 1 | 3:03.061B | 46.323 | 1:22.865 | 53.873 | 137.7 | 25:58.107 |
| 10 | 1 | 4:28.379 | 2:26.704 | 1:18.465 | 43.210 | 93.9 | 30:26.486 |
| 11 | 1 | 2:52.456 | 46.801 | 1:22.564 | 43.091 | 146.2 | 33:18.942 |



SUPERCAR CHALLENGE
SPA RACING FESTIVAL
RACE 2

Analysis

Personal Best Session Best B Crossing the finish line in pit lane

| Lap | D | Time | Sector 1 | Sector 2 | Sector 3 | Kph | Elapsed |
|-----|---|----------|----------|----------|----------|-------|-------------|
| 12 | 1 | 2:50.313 | 47.111 | 1:19.835 | 43.367 | 148.0 | 36:09.255 |
| 13 | 1 | 2:52.747 | 49.044 | 1:20.008 | 43.695 | 146.0 | 39:02.002 |
| 14 | 1 | 2:51.943 | 47.237 | 1:21.205 | 43.501 | 146.6 | 41:53.945 |
| 15 | 1 | 2:51.555 | 47.986 | 1:20.254 | 43.315 | 147.0 | 44:45.500 |
| 16 | 1 | 2:54.419 | 47.888 | 1:20.756 | 45.775 | 144.6 | 47:39.919 |
| 17 | 1 | 2:51.913 | 47.573 | 1:20.458 | 43.882 | 146.7 | 50:31.832 |
| 18 | 1 | 2:53.504 | 46.688 | 1:22.455 | 44.361 | 145.3 | 53:25.336 |
| 19 | 1 | 2:51.595 | 46.589 | 1:21.807 | 43.199 | 146.9 | 56:16.931 |
| 20 | 1 | 2:56.113 | 48.448 | 1:23.079 | 44.586 | 143.2 | 59:13.044 |
| 21 | 1 | 2:51.615 | 46.934 | 1:20.291 | 44.390 | 146.9 | 1:02:04.659 |
| 22 | 1 | 2:54.348 | 47.208 | 1:19.979 | 47.161 | 144.6 | 1:04:59.007 |


| 229 | | GT3 Racing Lingewaal | | Porsche GT3 RS | | | |
|-----|---|----------------------|----------|----------------|--------|-------|-------------|
| | | 1. Jack ROZENDAAL | | GT | | | |
| 1 | 1 | 3:22.371 | 1:02.038 | 1:30.786 | 49.547 | 124.6 | 3:22.371 |
| 2 | 1 | 3:08.718 | 50.701 | 1:30.207 | 47.810 | 133.6 | 6:31.089 |
| 3 | 1 | 3:07.899 | 50.162 | 1:29.278 | 48.459 | 134.2 | 9:38.988 |
| 4 | 1 | 3:05.055 | 49.827 | 1:27.380 | 47.848 | 136.3 | 12:44.043 |
| 5 | 1 | 3:05.997 | 50.357 | 1:28.305 | 47.335 | 135.6 | 15:50.040 |
| 6 | 1 | 3:02.086 | 48.713 | 1:26.939 | 46.434 | 138.5 | 18:52.126 |
| 7 | 1 | 3:04.936 | 48.915 | 1:28.311 | 47.710 | 136.3 | 21:57.062 |
| 8 | 1 | 3:05.582 | 50.185 | 1:28.220 | 47.177 | 135.9 | 25:02.644 |
| 9 | 1 | 3:15.864 | 50.071 | 1:28.273 | 57.520 | 128.7 | 28:18.508 |
| 10 | 1 | 4:54.095 | 2:37.092 | 1:29.735 | 47.268 | 85.7 | 33:12.603 |
| 11 | 1 | 3:04.489 | 48.979 | 1:28.194 | 47.316 | 136.7 | 36:17.092 |
| 12 | 1 | 3:03.277 | 49.151 | 1:27.482 | 46.644 | 137.6 | 39:20.369 |
| 13 | 1 | 3:03.187 | 48.826 | 1:27.979 | 46.382 | 137.6 | 42:23.556 |
| 14 | 1 | 2:59.746 | 48.331 | 1:25.457 | 45.958 | 140.3 | 45:23.302 |
| 15 | 1 | 3:01.979 | 48.131 | 1:27.425 | 46.423 | 138.6 | 48:25.281 |
| 16 | 1 | 3:03.562 | 48.558 | 1:27.664 | 47.340 | 137.4 | 51:28.843 |
| 17 | 1 | 3:02.703 | 48.479 | 1:26.973 | 47.251 | 138.0 | 54:31.546 |
| 18 | 1 | 3:00.170 | 47.839 | 1:26.148 | 46.183 | 139.9 | 57:31.716 |
| 19 | 1 | 3:00.353 | 48.632 | 1:25.157 | 46.564 | 139.8 | 1:00:32.069 |
| 20 | 1 | 2:58.565 | 47.483 | 1:25.120 | 45.962 | 141.2 | 1:03:30.634 |
| 21 | 1 | 2:57.663 | 47.503 | 1:24.122 | 46.038 | 141.9 | 1:06:28.297 |

| 258 | | Curbstone FMA Racing | | Ferrari 458 GT3 | | | |
|-----|---|--------------------------|----------|-----------------|--------|-------|-----------|
| | | 1. Patrick VAN GLABEKE | | GT | | | |
| | | 2. Frédérique JONCKHEERE | | | | | |
| 1 | 1 | 2:58.340 | 51.276 | 1:22.634 | 44.430 | 141.4 | 2:58.340 |
| 2 | 1 | 2:52.620 | 45.939 | 1:22.305 | 44.376 | 146.1 | 5:50.960 |
| 3 | 1 | 2:52.295 | 46.860 | 1:21.662 | 43.773 | 146.3 | 8:43.255 |
| 4 | 1 | 2:51.552 | 46.217 | 1:21.400 | 43.935 | 147.0 | 11:34.807 |
| 5 | 1 | 2:51.916 | 46.443 | 1:21.533 | 43.940 | 146.7 | 14:26.723 |
| 6 | 1 | 2:49.194 | 45.540 | 1:20.176 | 43.478 | 149.0 | 17:15.917 |
| 7 | 1 | 2:49.248 | 45.894 | 1:20.259 | 43.095 | 149.0 | 20:05.165 |
| 8 | 1 | 2:49.335 | 45.668 | 1:20.384 | 43.283 | 148.9 | 22:54.500 |
| 9 | 1 | 3:00.135 | 45.732 | 1:21.318 | 53.085 | 140.0 | 25:54.635 |
| 10 | 1 | 4:47.322 | 2:47.553 | 1:18.058 | 41.711 | 87.8 | 30:41.957 |
| 11 | 1 | 2:45.674 | 44.944 | 1:18.523 | 42.207 | 152.2 | 33:27.631 |
| 12 | 1 | 2:44.817 | 44.194 | 1:18.229 | 42.394 | 153.0 | 36:12.448 |
| 13 | 1 | 2:44.073 | 45.005 | 1:17.782 | 41.286 | 153.7 | 38:56.521 |
| 14 | 1 | 2:43.136 | 44.336 | 1:17.470 | 41.330 | 154.6 | 41:39.657 |
| 15 | 1 | 2:44.491 | 44.165 | 1:18.987 | 41.339 | 153.3 | 44:24.148 |
| 16 | 1 | 2:42.805 | 43.993 | 1:17.621 | 41.191 | 154.9 | 47:06.953 |
| 17 | 1 | 2:43.049 | 43.716 | 1:17.828 | 41.505 | 154.6 | 49:50.002 |
| 18 | 1 | 2:42.665 | 44.301 | 1:16.886 | 41.478 | 155.0 | 52:32.667 |
| 19 | 1 | 2:43.127 | 43.596 | 1:18.047 | 41.484 | 154.6 | 55:15.794 |

| Lap | D | Time | Sector 1 | Sector 2 | Sector 3 | Kph | Elapsed |
|-----|---|----------|----------|----------|----------|-------|-------------|
| 20 | 1 | 2:41.773 | 43.382 | 1:17.433 | 40.958 | 155.9 | 57:57.567 |
| 21 | 1 | 2:42.503 | 43.365 | 1:17.890 | 41.248 | 155.2 | 1:00:40.070 |
| 22 | 1 | 2:42.952 | 43.601 | 1:17.735 | 41.616 | 154.7 | 1:03:23.022 |
| 23 | 1 | 2:46.105 | 43.906 | 1:19.354 | 42.845 | 151.8 | 1:06:09.127 |

| 303 | | Van Berlo Racing | | Porsche 997 Cup | | | |
|-----|---|---------------------|----------|-----------------|--------|-------|-------------|
| | | 1. Marcel VAN BERLO | | GTB | | | |
| 1 | 1 | 3:05.976 | 54.834 | 1:25.021 | 46.121 | 135.6 | 3:05.976 |
| 2 | 1 | 2:57.707 | 48.901 | 1:23.347 | 45.459 | 141.9 | 6:03.683 |
| 3 | 1 | 2:56.461 | 48.423 | 1:23.236 | 44.802 | 142.9 | 9:00.144 |
| 4 | 1 | 2:53.351 | 47.436 | 1:21.480 | 44.435 | 145.5 | 11:53.495 |
| 5 | 1 | 2:52.674 | 47.096 | 1:21.270 | 44.308 | 146.0 | 14:46.169 |
| 6 | 1 | 2:52.715 | 47.231 | 1:21.380 | 44.104 | 146.0 | 17:38.884 |
| 7 | 1 | 2:54.337 | 47.620 | 1:21.666 | 45.051 | 144.6 | 20:33.221 |
| 8 | 1 | 2:51.920 | 46.940 | 1:20.799 | 44.181 | 146.7 | 23:25.141 |
| 9 | 1 | 2:52.970 | 46.911 | 1:22.306 | 43.753 | 145.8 | 26:18.111 |
| 10 | 1 | 3:00.261 | 46.895 | 1:20.838 | 52.528 | 139.9 | 29:18.372 |
| 11 | 1 | 4:14.335 | 2:08.423 | 1:21.429 | 44.483 | 99.1 | 33:32.707 |
| 12 | 1 | 2:51.286 | 47.116 | 1:20.833 | 43.337 | 147.2 | 36:23.993 |
| 13 | 1 | 2:51.857 | 46.598 | 1:21.661 | 43.598 | 146.7 | 39:15.850 |
| 14 | 1 | 2:52.219 | 46.603 | 1:22.163 | 43.453 | 146.4 | 42:08.069 |
| 15 | 1 | 2:52.715 | 47.059 | 1:21.245 | 44.411 | 146.0 | 45:00.784 |
| 16 | 1 | 2:50.818 | 46.597 | 1:20.896 | 43.325 | 147.6 | 47:51.602 |
| 17 | 1 | 2:52.850 | 47.319 | 1:21.030 | 44.501 | 145.9 | 50:44.452 |
| 18 | 1 | 2:51.139 | 46.627 | 1:21.131 | 43.381 | 147.3 | 53:35.591 |
| 19 | 1 | 2:52.409 | 46.249 | 1:21.709 | 44.451 | 146.2 | 56:28.000 |
| 20 | 1 | 2:52.548 | 47.666 | 1:21.729 | 43.153 | 146.1 | 59:20.548 |
| 21 | 1 | 2:52.510 | 46.441 | 1:21.323 | 44.746 | 146.2 | 1:02:13.058 |
| 22 | 1 | 2:52.484 | 46.961 | 1:21.700 | 43.823 | 146.2 | 1:05:05.542 |

| 306 | | Day-V-Tec | | Corvette GT4 | | | |
|-----|---|----------------|----------|--------------|--------|-------|-------------|
| | | 1. Max KOEBOLT | | GTB | | | |
| 1 | 1 | 3:03.238 | 53.186 | 1:24.715 | 45.337 | 137.6 | 3:03.238 |
| 2 | 1 | 2:54.518 | 47.594 | 1:22.416 | 44.508 | 144.5 | 5:57.756 |
| 3 | 1 | 2:53.499 | 47.418 | 1:21.901 | 44.180 | 145.3 | 8:51.255 |
| 4 | 1 | 2:51.666 | 47.073 | 1:20.809 | 43.784 | 146.9 | 11:42.921 |
| 5 | 1 | 2:52.223 | 47.140 | 1:21.150 | 43.933 | 146.4 | 14:35.144 |
| 6 | 1 | 2:51.915 | 46.894 | 1:20.918 | 44.103 | 146.7 | 17:27.059 |
| 7 | 1 | 2:52.146 | 47.332 | 1:20.907 | 43.907 | 146.5 | 20:19.205 |
| 8 | 1 | 2:51.786 | 47.010 | 1:20.963 | 43.813 | 146.8 | 23:10.991 |
| 9 | 1 | 2:52.019 | 47.079 | 1:20.977 | 43.963 | 146.6 | 26:03.010 |
| 10 | 1 | 2:52.889 | 46.737 | 1:21.927 | 44.225 | 145.8 | 28:55.899 |
| 11 | 1 | 2:59.284 | 46.696 | 1:20.813 | 51.775 | 140.6 | 31:55.183 |
| 12 | 1 | 4:56.565 | 2:52.551 | 1:20.363 | 43.651 | 85.0 | 36:51.748 |
| 13 | 1 | 2:52.319 | 46.590 | 1:21.157 | 44.572 | 146.3 | 39:44.067 |
| 14 | 1 | 2:51.297 | 46.864 | 1:20.391 | 44.042 | 147.2 | 42:35.364 |
| 15 | 1 | 2:51.377 | 46.557 | 1:20.669 | 44.151 | 147.1 | 45:26.741 |
| 16 | 1 | 2:53.038 | 47.145 | 1:21.523 | 44.370 | 145.7 | 48:19.779 |
| 17 | 1 | 2:51.964 | 47.046 | 1:20.277 | 44.641 | 146.6 | 51:11.743 |
| 18 | 1 | 2:50.741 | 46.463 | 1:20.212 | 44.066 | 147.7 | 54:02.484 |
| 19 | 1 | 2:51.566 | 46.420 | 1:20.969 | 44.177 | 147.0 | 56:54.050 |
| 20 | 1 | 3:04.375 | 47.990 | 1:27.607 | 48.778 | 136.8 | 59:58.425 |
| 21 | 1 | 3:04.887 | 50.559 | 1:25.061 | 49.267 | 136.4 | 1:03:03.312 |
| 22 | 1 | 3:07.141 | 52.399 | 1:25.917 | 48.825 | 134.7 | 1:06:10.453 |




SUPERCAR CHALLENGE
SPA RACING FESTIVAL
RACE 2

Analysis

Personal Best Session Best B Crossing the finish line in pit lane


| Lap | D | Time | Sector 1 | Sector 2 | Sector 3 | Kph | Elapsed | Lap | D | Time | Sector 1 | Sector 2 | Sector 3 | Kph | Elapsed |
|------------|---|-----------------|-----------------|-----------------|---------------|-------|-------------|------------------------------|---|-----------------|---------------|-----------------|---------------|-------|-----------|
| 309 | Topper Team 1. Dirk SCHULZ | | | | | | | Porsche 997 GT3 GTB | | | | | | | |
| 1 | 1 | 3:25.048 | 1:02.947 | 1:31.901 | 50.200 | 123.0 | 3:25.048 | 1 | 1 | 3:10.014 | 58.048 | 1:25.522 | 46.444 | 132.7 | 3:10.014 |
| 2 | 1 | 3:06.938 | 51.798 | 1:27.652 | 47.488 | 134.9 | 6:31.986 | 2 | 1 | 3:03.682 | 52.086 | 1:24.295 | 47.301 | 137.3 | 6:13.696 |
| 3 | 1 | 3:07.863 | 50.280 | 1:29.245 | 48.338 | 134.2 | 9:39.849 | 3 | 1 | 3:00.123 | 49.544 | 1:24.686 | 45.893 | 140.0 | 9:13.819 |
| 4 | 1 | 3:04.389 | 50.044 | 1:26.816 | 47.529 | 136.7 | 12:44.238 | 4 | 1 | 3:00.369 | 49.231 | 1:24.287 | 46.851 | 139.8 | 12:14.188 |
| 5 | 1 | 3:01.357 | 49.445 | 1:25.414 | 46.498 | 139.0 | 15:45.595 | 5 | 1 | 2:59.665 | 48.512 | 1:25.274 | 45.879 | 140.3 | 15:13.853 |
| 6 | 1 | 3:04.008 | 49.037 | 1:26.714 | 48.257 | 137.0 | 18:49.603 | 6 | 1 | 2:58.028 | 48.582 | 1:24.109 | 45.337 | 141.6 | 18:11.881 |
| 7 | 1 | 3:01.555 | 49.205 | 1:25.160 | 47.190 | 138.9 | 21:51.158 | 7 | 1 | 2:54.958 | 48.250 | 1:21.996 | 44.712 | 144.1 | 21:06.839 |
| 8 | 1 | 3:02.854 | 48.811 | 1:27.496 | 46.547 | 137.9 | 24:54.012 | 8 | 1 | 2:58.125 | 48.811 | 1:22.993 | 46.321 | 141.6 | 24:04.964 |
| 9 | 1 | 3:01.040 | 49.028 | 1:24.887 | 47.125 | 139.3 | 27:55.052 | 9 | 1 | 3:05.822 B | 48.511 | 1:22.906 | 54.405 | 135.7 | 27:10.786 |
| 10 | 1 | 3:01.789 | 50.489 | 1:24.950 | 46.350 | 138.7 | 30:56.841 | 10 | 1 | 4:15.362 | 2:09.295 | 1:21.684 | 44.383 | 98.7 | 31:26.148 |
| 11 | 1 | 3:06.867 B | 48.723 | 1:24.682 | 53.462 | 134.9 | 34:03.708 | 11 | 1 | 2:56.158 | 49.847 | 1:21.859 | 44.452 | 143.1 | 34:22.306 |
| 12 | 1 | 4:15.631 | 2:05.985 | 1:24.322 | 45.324 | 98.6 | 38:19.339 | 12 | 1 | 2:55.641 | 48.309 | 1:21.991 | 45.341 | 143.6 | 37:17.947 |
| 13 | 1 | 3:00.351 | 50.150 | 1:24.882 | 45.319 | 139.8 | 41:19.690 | 13 | 1 | 2:57.045 | 48.392 | 1:22.650 | 46.003 | 142.4 | 40:14.992 |
| 14 | 1 | 2:59.340 | 48.170 | 1:25.121 | 46.049 | 140.6 | 44:19.030 | 14 | 1 | 3:07.696 B | 50.578 | 1:22.910 | 54.208 | 134.3 | 43:22.688 |
| 15 | 1 | 2:59.796 | 48.775 | 1:25.516 | 45.505 | 140.2 | 47:18.826 | | | | | | | | |
| 16 | 1 | 2:59.496 | 48.391 | 1:25.182 | 45.923 | 140.5 | 50:18.322 | | | | | | | | |
| 17 | 1 | 3:03.020 | 48.904 | 1:25.115 | 49.001 | 137.8 | 53:21.342 | | | | | | | | |
| 18 | 1 | 3:02.385 | 49.417 | 1:26.218 | 46.750 | 138.2 | 56:23.727 | | | | | | | | |
| 19 | 1 | 3:00.215 | 49.545 | 1:25.664 | 45.006 | 139.9 | 59:23.942 | | | | | | | | |
| 20 | 1 | 2:58.953 | 48.264 | 1:24.852 | 45.837 | 140.9 | 1:02:22.895 | | | | | | | | |
| 21 | 1 | 2:58.500 | 48.555 | 1:24.308 | 45.637 | 141.3 | 1:05:21.395 | | | | | | | | |
| 315 | Vandereyt Racing 1. Miguel VANDEREY 2. Angelique DETAVERNIER | | | | | | | Porsche 997 GT3 Cup GTB | | | | | | | |
| 1 | 1 | 3:09.522 | 57.718 | 1:25.473 | 46.331 | 133.0 | 3:09.522 | | | | | | | | |
| 2 | 1 | 3:28.894 | 1:18.073 | 1:24.772 | 46.049 | 120.7 | 6:38.416 | | | | | | | | |
| 321 | JR Motorsport 1. Steve VANBELLINGEN 2. Ward SLUYS | | | | | | | BMW M4 Silhouette GTB | | | | | | | |
| 1 | 1 | 3:04.965 | 53.171 | 1:26.206 | 45.588 | 136.3 | 3:04.965 | | | | | | | | |
| 2 | 1 | 2:57.567 | 48.270 | 1:24.316 | 44.981 | 142.0 | 6:02.532 | | | | | | | | |
| 3 | 1 | 2:53.973 | 47.207 | 1:22.241 | 44.525 | 144.9 | 8:56.505 | | | | | | | | |
| 4 | 1 | 2:53.673 | 47.577 | 1:22.180 | 43.916 | 145.2 | 11:50.178 | | | | | | | | |
| 5 | 1 | 2:55.088 | 46.692 | 1:22.649 | 45.747 | 144.0 | 14:45.266 | | | | | | | | |
| 6 | 1 | 2:52.634 | 46.698 | 1:21.726 | 44.210 | 146.1 | 17:37.900 | | | | | | | | |
| 7 | 1 | 2:53.243 | 46.973 | 1:22.640 | 43.630 | 145.5 | 20:31.143 | | | | | | | | |
| 8 | 1 | 2:51.047 | 46.072 | 1:21.504 | 43.471 | 147.4 | 23:22.190 | | | | | | | | |
| 9 | 1 | 2:50.786 | 46.147 | 1:21.512 | 43.127 | 147.6 | 26:12.976 | | | | | | | | |
| 10 | 1 | 2:53.442 | 46.540 | 1:22.934 | 43.968 | 145.4 | 29:06.418 | | | | | | | | |
| 11 | 1 | 2:59.406 B | 46.952 | 1:21.803 | 50.651 | 140.5 | 32:05.824 | | | | | | | | |
| 12 | 1 | 4:47.401 | 2:37.183 | 1:24.605 | 45.613 | 87.7 | 36:53.225 | | | | | | | | |
| 13 | 1 | 2:56.471 | 49.048 | 1:23.169 | 44.254 | 142.9 | 39:49.696 | | | | | | | | |
| 14 | 1 | 2:55.834 | 47.849 | 1:24.405 | 43.580 | 143.4 | 42:45.530 | | | | | | | | |
| 15 | 1 | 2:51.822 | 45.997 | 1:22.338 | 43.487 | 146.7 | 45:37.352 | | | | | | | | |
| 16 | 1 | 2:50.552 | 45.989 | 1:21.370 | 43.193 | 147.8 | 48:27.904 | | | | | | | | |
| 17 | 1 | 2:52.241 | 46.099 | 1:21.893 | 44.249 | 146.4 | 51:20.145 | | | | | | | | |
| 18 | 1 | 2:51.530 | 47.212 | 1:21.176 | 43.142 | 147.0 | 54:11.675 | | | | | | | | |
| 19 | 1 | 2:49.655 | 46.064 | 1:21.284 | 42.307 | 148.6 | 57:01.330 | | | | | | | | |
| 20 | 1 | 2:50.288 | 45.319 | 1:22.382 | 42.587 | 148.1 | 59:51.618 | | | | | | | | |
| 21 | 1 | 2:47.444 | 45.804 | 1:19.699 | 41.941 | 150.6 | 1:02:39.062 | | | | | | | | |
| 22 | 1 | 2:47.665 | 45.586 | 1:19.712 | 42.367 | 150.4 | 1:05:26.727 | | | | | | | | |
| 330 | AKF Motorsport 1. Oliver FREYMUTH | | | | | | | Renault Megane Trophy GTB | | | | | | | |
| 1 | 1 | 3:10.014 | 58.048 | 1:25.522 | 46.444 | 132.7 | 3:10.014 | | | | | | | | |
| 2 | 1 | 3:03.682 | 52.086 | 1:24.295 | 47.301 | 137.3 | 6:13.696 | | | | | | | | |
| 3 | 1 | 3:00.123 | 49.544 | 1:24.686 | 45.893 | 140.0 | 9:13.819 | | | | | | | | |
| 4 | 1 | 3:00.369 | 49.231 | 1:24.287 | 46.851 | 139.8 | 12:14.188 | | | | | | | | |
| 5 | 1 | 2:59.665 | 48.512 | 1:25.274 | 45.879 | 140.3 | 15:13.853 | | | | | | | | |
| 6 | 1 | 2:58.028 | 48.582 | 1:24.109 | 45.337 | 141.6 | 18:11.881 | | | | | | | | |
| 7 | 1 | 2:54.958 | 48.250 | 1:21.996 | 44.712 | 144.1 | 21:06.839 | | | | | | | | |
| 8 | 1 | 2:58.125 | 48.811 | 1:22.993 | 46.321 | 141.6 | 24:04.964 | | | | | | | | |
| 9 | 1 | 3:05.822 B | 48.511 | 1:22.906 | 54.405 | 135.7 | 27:10.786 | | | | | | | | |
| 10 | 1 | 4:15.362 | 2:09.295 | 1:21.684 | 44.383 | 98.7 | 31:26.148 | | | | | | | | |
| 11 | 1 | 2:56.158 | 49.847 | 1:21.859 | 44.452 | 143.1 | 34:22.306 | | | | | | | | |
| 12 | 1 | 2:55.641 | 48.309 | 1:21.991 | 45.341 | 143.6 | 37:17.947 | | | | | | | | |
| 13 | 1 | 2:57.045 | 48.392 | 1:22.650 | 46.003 | 142.4 | 40:14.992 | | | | | | | | |
| 14 | 1 | 3:07.696 B | 50.578 | 1:22.910 | 54.208 | 134.3 | 43:22.688 | | | | | | | | |
| 333 | Backdraft Motorsport 1. Fiona JAMES | | | | | | | Lamborghini Gallardo GTB | | | | | | | |
| 1 | 1 | 3:20.172 | 1:01.395 | 1:28.732 | 50.045 | 126.0 | 3:20.172 | | | | | | | | |
| 2 | 1 | 3:01.897 | 49.236 | 1:24.621 | 48.040 | 138.6 | 6:22.069 | | | | | | | | |
| 3 | 1 | 2:59.204 | 49.938 | 1:23.794 | 45.472 | 140.7 | 9:21.273 | | | | | | | | |
| 4 | 1 | 2:57.545 | 48.017 | 1:22.751 | 46.777 | 142.0 | 12:18.818 | | | | | | | | |
| 5 | 1 | 2:56.219 | 48.304 | 1:22.788 | 45.127 | 143.1 | 15:15.037 | | | | | | | | |
| 6 | 1 | 2:55.400 | 47.079 | 1:23.320 | 45.001 | 143.8 | 18:10.437 | | | | | | | | |
| 7 | 1 | 2:55.050 | 47.262 | 1:22.280 | 45.508 | 144.0 | 21:05.487 | | | | | | | | |
| 8 | 1 | 2:52.689 | 46.998 | 1:21.353 | 44.338 | 146.0 | 23:58.176 | | | | | | | | |
| 9 | 1 | 2:51.646 | 46.825 | 1:20.600 | 44.221 | 146.9 | 26:49.822 | | | | | | | | |
| 10 | 1 | 2:58.190 B | 47.726 | 1:20.306 | 50.158 | 141.5 | 29:48.012 | | | | | | | | |
| 11 | 1 | 4:35.198 | 2:29.298 | 1:21.336 | 44.564 | 91.6 | 34:23.210 | | | | | | | | |
| 12 | 1 | 2:54.012 | 47.849 | 1:22.093 | 44.070 | 144.9 | 37:17.222 | | | | | | | | |
| 13 | 1 | 2:55.715 | 46.869 | 1:23.914 | 44.932 | 143.5 | 40:12.937 | | | | | | | | |
| 14 | 1 | 2:50.731 | 46.636 | 1:19.993 | 44.102 | 147.7 | 43:03.668 | | | | | | | | |
| 15 | 1 | 2:54.559 | 46.879 | 1:21.688 | 45.992 | 144.4 | 45:58.227 | | | | | | | | |
| 16 | 1 | 2:50.124 | 46.652 | 1:20.056 | 43.416 | 148.2 | 48:48.351 | | | | | | | | |
| 17 | 1 | 2:50.251 | 46.864 | 1:20.045 | 43.342 | 148.1 | 51:38.602 | | | | | | | | |
| 18 | 1 | 2:49.977 | 46.793 | 1:19.609 | 43.575 | 148.3 | 54:28.579 | | | | | | | | |
| 19 | 1 | 2:49.345 | 46.242 | 1:19.954 | 43.149 | 148.9 | 57:17.924 | | | | | | | | |
| 20 | 1 | 3:21.871 | 1:19.191 | 1:20.117 | 42.563 | 124.9 | 1:00:39.795 | | | | | | | | |
| 21 | 1 | 2:49.796 | 46.255 | 1:19.061 | 44.480 | 148.5 | 1:03:29.591 | | | | | | | | |
| 22 | 1 | 2:47.430 | 46.362 | 1:18.938 | 42.130 | 150.6 | 1:06:17.021 | | | | | | | | |
| 334 | Backdraft Motorsport 1. Simon ATKINSON | | | | | | | Lamborghini Gallardo GTB | | | | | | | |
| 1 | 1 | 3:08.697 | 55.796 | 1:25.590 | 47.311 | 133.6 | 3:08.697 | | | | | | | | |
| 2 | 1 | 2:58.814 | 48.677 | 1:24.711 | 45.426 | 141.0 | 6:07.511 | | | | | | | | |
| 3 | 1 | 2:56.222 | 48.352 | 1:22.544 | 45.326 | 143.1 | 9:03.733 | | | | | | | | |
| 4 | 1 | 2:53.871 | 47.941 | 1:22.067 | 43.863 | 145.0 | 11:57.604 | | | | | | | | |
| 5 | 1 | 2:52.625 | 47.514 | 1:21.516 | 43.595 | 146.1 | 14:50.229 | | | | | | | | |
| 6 | 1 | 2:52.254 | 47.724 | 1:21.042 | 43.488 | 146.4 | 17:42.483 | | | | | | | | |
| 7 | | | | | | | | | | | | | | | |



SUPERCAR CHALLENGE
SPA RACING FESTIVAL
RACE 2

Analysis

| | | | | | | | ■ Personal Best ■ Session Best ■ Crossing the finish line in pit lane | | | | | | | | |
|---|---|-----------|----------|----------|----------|-------|--|-----|----------|--------|----------|----------|----------|-------------|---------|
| Lap | D | Time | Sector 1 | Sector 2 | Sector 3 | Kph | Elapsed | Lap | D | Time | Sector 1 | Sector 2 | Sector 3 | Kph | Elapsed |
| 343 Lammerink Racing 1. Daan MEIJER Porsche 997 GT3 Cup GTB | | | | | | | 13 | 1 | 2:48.179 | 46.096 | 1:19.740 | 42.343 | 149.9 | 39:24.216 | |
| 1 | 1 | 3:08.815 | 57.245 | 1:24.820 | 46.750 | 133.5 | 3:08.815 | | | | | | | | |
| 2 | 1 | 2:58.942 | 48.984 | 1:24.618 | 45.340 | 140.9 | 6:07.757 | | | | | | | | |
| 3 | 1 | 2:56.775 | 48.709 | 1:22.914 | 45.152 | 142.6 | 9:04.532 | | | | | | | | |
| 4 | 1 | 2:54.926 | 48.057 | 1:22.575 | 44.294 | 144.1 | 11:59.458 | | | | | | | | |
| 5 | 1 | 2:55.176 | 47.770 | 1:23.013 | 44.393 | 143.9 | 14:54.634 | | | | | | | | |
| 6 | 1 | 2:55.994 | 48.096 | 1:23.329 | 44.569 | 143.3 | 17:50.628 | | | | | | | | |
| 7 | 1 | 2:54.598 | 47.592 | 1:22.931 | 44.075 | 144.4 | 20:45.226 | | | | | | | | |
| 8 | 1 | 2:53.593 | 47.372 | 1:22.317 | 43.904 | 145.2 | 23:38.819 | | | | | | | | |
| 9 | 1 | 2:53.913 | 47.161 | 1:22.240 | 44.512 | 145.0 | 26:32.732 | | | | | | | | |
| 10 | 1 | 2:53.178 | 47.412 | 1:21.822 | 43.944 | 145.6 | 29:25.910 | | | | | | | | |
| 11 | 1 | 2:59.398B | 48.049 | 1:21.580 | 49.769 | 140.5 | 32:25.308 | | | | | | | | |
| 12 | 1 | 4:29.278 | 2:24.161 | 1:21.037 | 44.080 | 93.6 | 36:54.586 | | | | | | | | |
| 13 | 1 | 2:53.020 | 47.171 | 1:21.979 | 43.870 | 145.7 | 39:47.606 | | | | | | | | |
| 14 | 1 | 2:54.073 | 47.744 | 1:23.010 | 43.319 | 144.8 | 42:41.679 | | | | | | | | |
| 15 | 1 | 2:51.813 | 46.740 | 1:21.493 | 43.580 | 146.8 | 45:33.492 | | | | | | | | |
| 16 | 1 | 2:52.911 | 46.975 | 1:21.944 | 43.992 | 145.8 | 48:26.403 | | | | | | | | |
| 17 | 1 | 2:53.087 | 47.307 | 1:21.630 | 44.150 | 145.7 | 51:19.490 | | | | | | | | |
| 18 | 1 | 2:51.815 | 46.943 | 1:21.374 | 43.498 | 146.8 | 54:11.305 | | | | | | | | |
| 19 | 1 | 2:49.775 | 46.125 | 1:21.190 | 42.460 | 148.5 | 57:01.080 | | | | | | | | |
| 20 | 1 | 2:53.187 | 46.425 | 1:22.921 | 43.841 | 145.6 | 59:54.267 | | | | | | | | |
| 21 | 1 | 2:50.413 | 46.345 | 1:21.371 | 42.697 | 148.0 | 1:02:44.680 | | | | | | | | |
| 22 | 1 | 2:51.182 | 45.869 | 1:21.103 | 44.210 | 147.3 | 1:05:35.862 | | | | | | | | |
| 347 FMA Racing 1. Thierry VERSTRAETE 2. Nicolas VAN DIERENDONCK Ferrari Challenge Evoluzione GTB | | | | | | | 14 | 1 | 2:48.272 | 45.936 | 1:19.496 | 42.840 | 149.8 | 42:12.488 | |
| 1 | 1 | 3:12.064 | 59.353 | 1:26.560 | 46.151 | 131.3 | 3:12.064 | | | | | | | | |
| 2 | 1 | 3:03.875 | 50.060 | 1:28.400 | 45.415 | 137.1 | 6:15.939 | | | | | | | | |
| 3 | 1 | 2:59.358 | 47.926 | 1:25.890 | 45.542 | 140.6 | 9:15.297 | | | | | | | | |
| 4 | 1 | 2:59.609 | 48.728 | 1:25.518 | 45.363 | 140.4 | 12:14.906 | | | | | | | | |
| 5 | 1 | 2:57.501 | 47.617 | 1:24.946 | 44.938 | 142.1 | 15:12.407 | | | | | | | | |
| 6 | 1 | 2:57.273 | 46.767 | 1:25.959 | 44.547 | 142.2 | 18:09.680 | | | | | | | | |
| 7 | 1 | 2:55.083 | 46.218 | 1:23.752 | 45.113 | 144.0 | 21:04.763 | | | | | | | | |
| 8 | 1 | 2:57.619 | 46.680 | 1:26.509 | 44.430 | 142.0 | 24:02.382 | | | | | | | | |
| 9 | 1 | 2:55.162 | 46.974 | 1:23.605 | 44.583 | 143.9 | 26:57.544 | | | | | | | | |
| 10 | 1 | 3:07.381B | 46.948 | 1:23.795 | 56.638 | 134.6 | 30:04.925 | | | | | | | | |
| 11 | 1 | 4:25.092 | 2:15.130 | 1:24.166 | 45.796 | 95.1 | 34:30.017 | | | | | | | | |
| 12 | 1 | 2:56.729 | 47.351 | 1:23.482 | 45.896 | 142.7 | 37:26.746 | | | | | | | | |
| 13 | 1 | 2:56.077 | 46.598 | 1:23.949 | 45.530 | 143.2 | 40:22.823 | | | | | | | | |
| 14 | 1 | 2:53.877 | 46.343 | 1:22.544 | 44.990 | 145.0 | 43:16.700 | | | | | | | | |
| 15 | 1 | 2:54.828 | 48.210 | 1:22.059 | 44.559 | 144.2 | 46:11.528 | | | | | | | | |
| 16 | 1 | 2:52.797 | 45.849 | 1:22.155 | 44.793 | 145.9 | 49:04.325 | | | | | | | | |
| 17 | 1 | 2:49.695 | 45.209 | 1:20.312 | 44.174 | 148.6 | 51:54.020 | | | | | | | | |
| 18 | 1 | 2:49.702 | 45.559 | 1:20.317 | 43.826 | 148.6 | 54:43.722 | | | | | | | | |
| 19 | 1 | 2:49.577 | 46.117 | 1:19.935 | 43.525 | 148.7 | 57:33.299 | | | | | | | | |
| 349 EMG Motorsport 1. Alain FRANSSSEN Porsche 997 Cup GTB | | | | | | | 15 | 1 | 2:47.616 | 45.746 | 1:18.983 | 42.887 | 150.4 | 45:00.104 | |
| 1 | 1 | 3:29.141 | 1:06.468 | 1:32.978 | 49.695 | 120.6 | 3:29.141 | | | | | | | | |
| 2 | 1 | 3:10.858 | 51.883 | 1:29.897 | 49.078 | 132.1 | 6:39.999 | | | | | | | | |
| 3 | 1 | 3:11.787 | 52.243 | 1:29.081 | 50.463 | 131.5 | 9:51.786 | | | | | | | | |
| 4 | 1 | 3:09.013 | 52.690 | 1:26.881 | 49.442 | 133.4 | 13:00.799 | | | | | | | | |
| 5 | 1 | 3:05.987 | 51.689 | 1:26.389 | 47.909 | 135.6 | 16:06.786 | | | | | | | | |
| 6 | 1 | 3:06.972 | 51.974 | 1:27.043 | 47.955 | 134.9 | 19:13.758 | | | | | | | | |
| 7 | 1 | 3:08.956 | 52.801 | 1:27.059 | 49.096 | 133.4 | 22:22.714 | | | | | | | | |
| 8 | 1 | 3:07.893 | 53.600 | 1:26.693 | 47.600 | 134.2 | 25:30.607 | | | | | | | | |
| 9 | 1 | 3:06.390 | 53.045 | 1:25.446 | 47.899 | 135.3 | 28:36.997 | | | | | | | | |
| 10 | 1 | 3:13.557B | 51.242 | 1:24.749 | 57.566 | 130.3 | 31:50.554 | | | | | | | | |
| 11 | 1 | 4:30.196 | 2:18.633 | 1:25.126 | 46.437 | 93.3 | 36:20.750 | | | | | | | | |
| 12 | 1 | 3:00.274 | 48.730 | 1:24.709 | 46.835 | 139.9 | 39:21.024 | | | | | | | | |
| 13 | 1 | 3:00.227 | 49.563 | 1:24.690 | 45.974 | 139.9 | 42:21.251 | | | | | | | | |
| 14 | 1 | 2:57.370 | 48.258 | 1:23.561 | 45.551 | 142.2 | 45:18.621 | | | | | | | | |
| 15 | 1 | 2:56.648 | 48.250 | 1:22.672 | 45.726 | 142.7 | 48:15.269 | | | | | | | | |
| 16 | 1 | 2:57.655 | 48.499 | 1:22.489 | 46.667 | 141.9 | 51:12.924 | | | | | | | | |
| 17 | 1 | 2:58.086 | 49.347 | 1:23.199 | 45.540 | 141.6 | 54:11.010 | | | | | | | | |
| 18 | 1 | 2:58.729 | 49.214 | 1:23.744 | 45.771 | 141.1 | 57:09.739 | | | | | | | | |
| 19 | 1 | 2:56.110 | 47.955 | 1:22.555 | 45.600 | 143.2 | 1:00:05.849 | | | | | | | | |
| 20 | 1 | 2:57.877 | 47.936 | 1:23.378 | 46.563 | 141.8 | 1:03:03.726 | | | | | | | | |
| 21 | 1 | 2:55.524 | 48.856 | 1:21.587 | 45.081 | 143.7 | 1:05:59.250 | | | | | | | | |
| 350 Intersport Racing 1. Andrew DONALDSON 2. Ian DONALDSON Porsche 997 Cup GTB | | | | | | | 16 | 1 | 2:48.947 | 45.451 | 1:19.917 | 43.579 | 149.2 | 1:03:12.980 | |
| 1 | 1 | 3:25.900 | 1:06.382 | 1:29.653 | 49.865 | 122.5 | 3:25.900 | | | | | | | | |
| 2 | 1 | 3:06.942 | 51.413 | 1:27.648 | 47.881 | 134.9 | 6:32.842 | | | | | | | | |
| 3 | 1 | 3:00.664 | 49.620 | 1:25.271 | 45.773 | 139.6 | 9:33.506 | | | | | | | | |
| 4 | 1 | 2:58.930 | 48.428 | 1:24.893 | 45.609 | 140.9 | 12:32.436 | | | | | | | | |
| 5 | 1 | 2:58.205 | 48.189 | 1:24.744 | 45.272 | 141.5 | 15:30.641 | | | | | | | | |
| 6 | 1 | 2:56.106 | 48.432 | 1:23.093 | 44.581 | 143.2 | 18:26.747 | | | | | | | | |
| 7 | 1 | 2:56.760 | 47.867 | 1:22.728 | 46.165 | 142.6 | 21:23.507 | | | | | | | | |
| 8 | 1 | 2:56.238 | 48.155 | 1:23.436 | 44.647 | 143.1 | 24:19.745 | | | | | | | | |
| 9 | 1 | 2:54.847 | 47.855 | 1:22.790 | 44.202 | 144.2 | 27:14.592 | | | | | | | | |
| 10 | 1 | 2:54.786 | 48.039 | 1:22.389 | 44.358 | 144.3 | 30:09.378 | | | | | | | | |
| 11 | 1 | 2:54.961 | 48.429 | 1:21.783 | 44.749 | 144.1 | 33:04.339 | | | | | | | | |
| 12 | 1 | 3:01.559B | 47.115 | 1:21.539 | 52.905 | 138.9 | 36:05.898 | | | | | | | | |
| 13 | 1 | 4:45.469 | 2:28.992 | 1:30.003 | 46.474 | 88.3 | 40:51.367 | | | | | | | | |
| 14 | 1 | 2:57.478 | 48.982 | 1:23.457 | 45.039 | 142.1 | 43:48.845 | | | | | | | | |
| 15 | 1 | 2:56.606 | 48.052 | 1:22.490 | 46.064 | 142.8 | 46:45.451 | | | | | | | | |
| 16 | 1 | 2:55.734 | 48.634 | 1:21.853 | 45.247 | 143.5 | 49:41.185 | | | | | | | | |
| 17 | 1 | 2:53.875 | 47.489 | 1:21.221 | 45.165 | 145.0 | 52:35.060 | | | | | | | | |
| 18 | 1 | 2:53.124 | 47.098 | 1:21.572 | 44.454 | 145.6 | 55:28.184 | | | | | | | | |
| 19 | 1 | 2:54.719 | 47.688 | 1:22.214 | 44.817 | 144.3 | 58:22.903 | | | | | | | | |
| 20 | 1 | 2:51.473 | 47.471 | 1:20.111 | 43.891 | 147.0 | 1:01:14.376 | | | | | | | | |
| 21 | 1 | 2:50.919 | 47.017 | 1:20.400 | 43.502 | 147.5 | 1:04:05.295 | | | | | | | | |
| 22 | 1 | 2:51.364 | 47.448 | 1:20.677 | 43.239 | 147.1 | 1:06:56.659 | | | | | | | | |
| 351 Intersport racing 1. Dan STRINGFELLOW Lamborghini Gallardo GTB | | | | | | | 17 | 1 | 2:49.577 | 46.117 | 1:19.935 | 43.525 | 148.7 | 57:33.299 | |
| 1 | 1 | 3:17.161 | 1:00.434 | 1:28.095 | 48.632 | 127.9 | 3:17.161 | | | | | | | | |



SUPERCAR CHALLENGE
SPA RACING FESTIVAL
RACE 2

Analysis

■ Personal Best ■ Session Best B Crossing the finish line in pit lane


| Lap | D | Time | Sector 1 | Sector 2 | Sector 3 | Kph | Elapsed | Lap | D | Time | Sector 1 | Sector 2 | Sector 3 | Kph | Elapsed |
|-----|---|------------|----------|----------|----------|-------|-------------|-----|---|----------|----------|----------|----------|-------|-----------|
| 2 | 1 | 3:03.745 | 49.036 | 1:26.647 | 48.062 | 137.2 | 6:20.906 | 9 | 1 | 4:29.651 | 2:20.363 | 1:22.338 | 46.950 | 93.5 | 31:36.474 |
| 3 | 1 | 2:59.292 | 50.717 | 1:23.627 | 44.948 | 140.6 | 9:20.198 | 10 | 1 | 3:01.287 | 51.884 | 1:22.683 | 46.720 | 139.1 | 34:37.761 |
| 4 | 1 | 2:55.339 | 47.812 | 1:22.631 | 44.896 | 143.8 | 12:15.537 | 11 | 1 | 2:59.667 | 50.963 | 1:22.306 | 46.398 | 140.3 | 37:37.428 |
| 5 | 1 | 2:57.443 | 47.637 | 1:25.398 | 44.408 | 142.1 | 15:12.980 | 12 | 1 | 3:01.043 | 51.291 | 1:23.047 | 46.705 | 139.3 | 40:38.471 |
| 6 | 1 | 2:54.120 | 46.453 | 1:23.602 | 44.065 | 144.8 | 18:07.100 | 13 | 1 | 2:59.267 | 50.375 | 1:22.080 | 46.812 | 140.7 | 43:37.738 |
| 7 | 1 | 2:54.461 | 46.608 | 1:22.437 | 45.416 | 144.5 | 21:01.561 | 14 | 1 | 3:06.252 | 54.124 | 1:25.084 | 47.044 | 135.4 | 46:43.990 |
| 8 | 1 | 2:52.175 | 46.776 | 1:21.470 | 43.929 | 146.4 | 23:53.736 | 15 | 1 | 3:03.200 | 52.084 | 1:24.429 | 46.687 | 137.6 | 49:47.190 |
| 9 | 1 | 3:03.957 B | 46.924 | 1:21.829 | 55.204 | 137.1 | 26:57.693 | | | | | | | | |
| 10 | 1 | 4:26.550 | 2:21.020 | 1:21.366 | 44.164 | 94.6 | 31:24.243 | | | | | | | | |
| 11 | 1 | 2:51.253 | 46.615 | 1:20.779 | 43.859 | 147.2 | 34:15.496 | | | | | | | | |
| 12 | 1 | 2:50.592 | 46.274 | 1:20.698 | 43.620 | 147.8 | 37:06.088 | | | | | | | | |
| 13 | 1 | 2:53.115 | 46.848 | 1:22.280 | 43.987 | 145.6 | 39:59.203 | | | | | | | | |
| 14 | 1 | 2:54.456 | 47.204 | 1:23.004 | 44.248 | 144.5 | 42:53.659 | | | | | | | | |
| 15 | 1 | 2:50.441 | 46.526 | 1:20.817 | 43.098 | 147.9 | 45:44.100 | | | | | | | | |
| 16 | 1 | 2:50.112 | 46.148 | 1:20.032 | 43.932 | 148.2 | 48:34.212 | | | | | | | | |
| 17 | 1 | 2:52.705 | 46.328 | 1:22.477 | 43.900 | 146.0 | 51:26.917 | | | | | | | | |
| 18 | 1 | 2:49.121 | 45.827 | 1:20.427 | 42.867 | 149.1 | 54:16.038 | | | | | | | | |
| 19 | 1 | 2:49.177 | 45.662 | 1:20.566 | 42.949 | 149.0 | 57:05.215 | | | | | | | | |
| 20 | 1 | 2:51.206 | 45.636 | 1:20.427 | 45.143 | 147.3 | 59:56.421 | | | | | | | | |
| 21 | 1 | 2:50.542 | 46.865 | 1:19.775 | 43.902 | 147.8 | 1:02:46.963 | | | | | | | | |
| 22 | 1 | 2:48.475 | 45.764 | 1:19.153 | 43.558 | 149.7 | 1:05:35.438 | | | | | | | | |

| 406 | | European Staffing Racing | | BMW M3 E90 WTCC | | | |
|-----|---|--------------------------|----------|-----------------|--------|-------|-------------|
| | | 1. Koen BOGAERTS | | SSP | | | |
| | | 2. Mark VAN DER AA | | | | | |
| 1 | 1 | 3:15.268 | 1:03.554 | 1:25.513 | 46.201 | 129.1 | 3:15.268 |
| 2 | 1 | 2:58.457 | 48.681 | 1:23.289 | 46.487 | 141.3 | 6:13.725 |
| 3 | 1 | 2:56.973 | 49.650 | 1:22.022 | 45.301 | 142.5 | 9:10.698 |
| 4 | 1 | 2:54.711 | 48.873 | 1:21.076 | 44.762 | 144.3 | 12:05.409 |
| 5 | 1 | 2:54.453 | 48.199 | 1:21.142 | 45.112 | 144.5 | 14:59.862 |
| 6 | 1 | 2:54.087 | 48.216 | 1:21.360 | 44.511 | 144.8 | 17:53.949 |
| 7 | 1 | 2:55.704 | 47.924 | 1:22.610 | 45.170 | 143.5 | 20:49.653 |
| 8 | 1 | 2:53.627 | 48.112 | 1:21.056 | 44.459 | 145.2 | 23:43.280 |
| 9 | 1 | 2:53.769 | 48.118 | 1:20.988 | 44.663 | 145.1 | 26:37.049 |
| 10 | 1 | 2:54.452 | 48.188 | 1:21.642 | 44.622 | 144.5 | 29:31.501 |
| 11 | 1 | 3:01.595 B | 48.393 | 1:21.560 | 51.642 | 138.8 | 32:33.096 |
| 12 | 1 | 4:31.504 | 2:24.541 | 1:23.145 | 43.818 | 92.9 | 37:04.600 |
| 13 | 1 | 2:54.279 | 48.413 | 1:21.569 | 44.297 | 144.7 | 39:58.879 |
| 14 | 1 | 2:56.520 | 48.676 | 1:22.969 | 44.875 | 142.8 | 42:55.399 |
| 15 | 1 | 2:54.454 | 48.039 | 1:22.031 | 44.384 | 144.5 | 45:49.853 |
| 16 | 1 | 2:54.354 | 47.924 | 1:21.991 | 44.439 | 144.6 | 48:44.207 |
| 17 | 1 | 2:55.402 | 47.750 | 1:22.896 | 44.756 | 143.8 | 51:39.609 |
| 18 | 1 | 2:53.878 | 48.209 | 1:21.581 | 44.088 | 145.0 | 54:33.487 |
| 19 | 1 | 2:54.803 | 47.925 | 1:22.721 | 44.157 | 144.2 | 57:28.290 |
| 20 | 1 | 2:54.537 | 48.404 | 1:21.810 | 44.323 | 144.5 | 1:00:22.827 |
| 21 | 1 | 2:55.392 | 48.453 | 1:21.826 | 45.113 | 143.8 | 1:03:18.219 |
| 22 | 1 | 2:55.601 | 48.835 | 1:22.572 | 44.194 | 143.6 | 1:06:13.820 |

| 409 | | JR Motorsport | | BMW E46 M3 GTR | | | |
|-----|---|--------------------|----------|----------------|--------|-------|-----------|
| | | 1. Dennis DE GROOT | | SSP | | | |
| | | 2. Bas SCHOUTEN | | | | | |
| 1 | 1 | 3:19.022 | 1:05.516 | 1:26.735 | 46.771 | 126.7 | 3:19.022 |
| 2 | 1 | 3:00.441 | 49.722 | 1:24.523 | 46.196 | 139.7 | 6:19.463 |
| 3 | 1 | 2:59.086 | 51.462 | 1:21.801 | 45.823 | 140.8 | 9:18.549 |
| 4 | 1 | 2:58.572 | 49.835 | 1:22.740 | 45.997 | 141.2 | 12:17.121 |
| 5 | 1 | 2:59.904 | 52.023 | 1:22.025 | 45.856 | 140.2 | 15:17.025 |
| 6 | 1 | 2:58.016 | 50.246 | 1:21.791 | 45.979 | 141.6 | 18:15.041 |
| 7 | 1 | 3:12.196 B | 53.089 | 1:23.431 | 55.676 | 131.2 | 21:27.237 |
| 8 | 1 | 5:39.586 B | 3:22.338 | 1:23.735 | 53.513 | 74.2 | 27:06.823 |

| 411 | | Van Herck Racing | | Mazda 3 | | | |
|-----|---|---------------------|----------|----------|--------|-------|-------------|
| | | 1. Werner VAN HERCK | | SSP | | | |
| 1 | 1 | 3:16.372 | 1:03.484 | 1:26.046 | 46.842 | 128.4 | 3:16.372 |
| 2 | 1 | 2:57.663 | 48.408 | 1:23.721 | 45.534 | 141.9 | 6:14.035 |
| 3 | 1 | 2:55.781 | 48.942 | 1:22.069 | 44.770 | 143.4 | 9:09.816 |
| 4 | 1 | 2:54.149 | 47.777 | 1:21.754 | 44.618 | 144.8 | 12:03.965 |
| 5 | 1 | 2:55.375 | 48.189 | 1:21.679 | 45.507 | 143.8 | 14:59.340 |
| 6 | 1 | 2:53.811 | 47.770 | 1:21.737 | 44.304 | 145.1 | 17:53.151 |
| 7 | 1 | 2:55.594 | 47.982 | 1:23.097 | 44.515 | 143.6 | 20:48.745 |
| 8 | 1 | 2:53.315 | 47.424 | 1:21.534 | 44.357 | 145.5 | 23:42.060 |
| 9 | 1 | 2:53.912 | 47.719 | 1:21.884 | 44.309 | 145.0 | 26:35.972 |
| 10 | 1 | 3:01.907 B | 47.633 | 1:21.888 | 52.386 | 138.6 | 29:37.879 |
| 11 | 1 | 4:10.508 | 2:05.113 | 1:21.087 | 44.308 | 100.7 | 33:48.387 |
| 12 | 1 | 2:54.176 | 47.270 | 1:21.937 | 44.969 | 144.8 | 36:42.563 |
| 13 | 1 | 2:54.339 | 47.916 | 1:22.341 | 44.082 | 144.6 | 39:36.902 |
| 14 | 1 | 2:55.083 | 47.770 | 1:22.886 | 44.427 | 144.0 | 42:31.985 |
| 15 | 1 | 2:53.716 | 47.469 | 1:22.090 | 44.157 | 145.1 | 45:25.701 |
| 16 | 1 | 2:54.542 | 47.316 | 1:22.079 | 45.147 | 144.5 | 48:20.243 |
| 17 | 1 | 2:53.611 | 47.568 | 1:22.150 | 43.893 | 145.2 | 51:13.854 |
| 18 | 1 | 2:53.326 | 47.772 | 1:21.780 | 43.774 | 145.5 | 54:07.180 |
| 19 | 1 | 2:52.323 | 47.344 | 1:21.395 | 43.584 | 146.3 | 56:59.503 |
| 20 | 1 | 2:55.637 | 47.049 | 1:24.291 | 44.297 | 143.6 | 59:55.140 |
| 21 | 1 | 2:54.992 | 48.757 | 1:22.359 | 43.876 | 144.1 | 1:02:50.132 |
| 22 | 1 | 2:52.340 | 46.802 | 1:22.078 | 43.460 | 146.3 | 1:05:42.472 |

| 412 | | Munckhof Racing/ vd Plas Racing | | BMW Z4 | | | |
|-----|---|---------------------------------|----------|----------|--------|-------|-------------|
| | | 1. Eric VAN DEN MUNCKHOF | | SSP | | | |
| 1 | 1 | 3:18.146 | 1:05.208 | 1:25.114 | 47.824 | 127.3 | 3:18.146 |
| 2 | 1 | 3:00.473 | 49.509 | 1:24.623 | 46.341 | 139.7 | 6:18.619 |
| 3 | 1 | 3:06.076 | 57.298 | 1:22.200 | 46.578 | 135.5 | 9:24.695 |
| 4 | 1 | 2:56.853 | 49.489 | 1:21.839 | 45.525 | 142.6 | 12:21.548 |
| 5 | 1 | 2:57.650 | 49.385 | 1:23.195 | 45.070 | 141.9 | 15:19.198 |
| 6 | 1 | 2:56.325 | 48.428 | 1:22.649 | 45.248 | 143.0 | 18:15.523 |
| 7 | 1 | 2:55.547 | 49.322 | 1:21.391 | 44.834 | 143.6 | 21:11.070 |
| 8 | 1 | 2:55.228 | 49.342 | 1:21.044 | 44.842 | 143.9 | 24:06.298 |
| 9 | 1 | 3:07.004 B | 48.854 | 1:22.095 | 56.055 | 134.8 | 27:13.302 |
| 10 | 1 | 4:16.339 | 2:10.844 | 1:20.750 | 44.745 | 98.4 | 31:29.641 |
| 11 | 1 | 2:55.249 | 48.985 | 1:21.801 | 44.463 | 143.9 | 34:24.890 |
| 12 | 1 | 2:56.167 | 49.590 | 1:22.031 | 44.546 | 143.1 | 37:21.057 |
| 13 | 1 | 2:54.674 | 48.589 | 1:21.314 | 44.771 | 144.3 | 40:15.731 |
| 14 | 1 | 2:58.689 | 50.347 | 1:23.105 | 45.237 | 141.1 | 43:14.420 |
| 15 | 1 | 2:57.060 | 48.656 | 1:22.201 | 46.203 | 142.4 | 46:11.480 |
| 16 | 1 | 2:55.797 | 49.171 | 1:21.846 | 44.780 | 143.4 | 49:07.277 |
| 17 | 1 | 2:54.216 | 48.464 | 1:21.472 | 44.280 | 144.7 | 52:01.493 |
| 18 | 1 | 2:54.459 | 48.266 | 1:21.941 | 44.252 | 144.5 | 54:55.952 |
| 19 | 1 | 2:54.076 | 48.724 | 1:20.957 | 44.395 | 144.8 | 57:50.028 |
| 20 | 1 | 2:55.209 | 48.195 | 1:22.506 | 44.508 | 143.9 | 1:00:45.237 |
| 21 | 1 | 2:53.329 | 48.776 | 1:20.731 | 43.822 | 145.5 | 1:03:38.566 |
| 22 | 1 | 2:52.971 | 48.152 | 1:20.973 | 43.846 | 145.8 | 1:06:31.537 |




SUPERCAR CHALLENGE
SPA RACING FESTIVAL
RACE 2

Analysis

Personal Best Session Best B Crossing the finish line in pit lane

| Lap | D | Time | Sector 1 | Sector 2 | Sector 3 | Kph | Elapsed | Lap | D | Time | Sector 1 | Sector 2 | Sector 3 | Kph | Elapsed |
|--|---|-----------|----------|----------|----------|-------|-------------|-----|---|----------|----------|----------|----------|-------|-------------|
| 416 JR Motorsport BMW 132 GTR 1.Leon ZAPPEIJ SSP 2.Michael VERHAGEN | | | | | | | | | | | | | | | |
| 1 | 1 | 3:18.544 | 1:06.573 | 1:24.650 | 47.321 | 127.0 | 3:18.544 | 21 | 1 | 3:00.295 | 49.392 | 1:24.287 | 46.616 | 139.8 | 1:06:27.013 |
| 2 | 1 | 3:00.259 | 50.160 | 1:24.067 | 46.032 | 139.9 | 6:18.803 | 2 | 1 | 3:07.444 | 52.236 | 1:26.495 | 48.713 | 134.5 | 6:35.189 |
| 3 | 1 | 3:00.603 | 51.505 | 1:23.317 | 45.781 | 139.6 | 9:19.406 | 3 | 1 | 3:02.946 | 50.225 | 1:24.354 | 48.367 | 137.8 | 9:38.135 |
| 4 | 1 | 3:00.361 | 50.199 | 1:23.583 | 46.579 | 139.8 | 12:19.767 | 4 | 1 | 3:01.323 | 50.287 | 1:24.090 | 46.946 | 139.1 | 12:39.458 |
| 5 | 1 | 2:57.830 | 49.156 | 1:22.800 | 45.874 | 141.8 | 15:17.597 | 5 | 1 | 3:03.369 | 50.277 | 1:25.827 | 47.265 | 137.5 | 15:42.827 |
| 6 | 1 | 2:57.513 | 49.601 | 1:22.678 | 45.234 | 142.0 | 18:15.110 | 6 | 1 | 3:01.798 | 50.632 | 1:24.322 | 46.844 | 138.7 | 18:44.625 |
| 7 | 1 | 2:57.762 | 50.183 | 1:21.778 | 45.801 | 141.8 | 21:12.872 | 7 | 1 | 3:02.627 | 50.535 | 1:25.274 | 46.818 | 138.1 | 21:47.252 |
| 8 | 1 | 2:56.668 | 48.925 | 1:22.089 | 45.654 | 142.7 | 24:09.540 | 8 | 1 | 3:03.535 | 50.216 | 1:26.009 | 47.310 | 137.4 | 24:50.787 |
| 9 | 1 | 2:57.153 | 48.865 | 1:22.575 | 45.713 | 142.3 | 27:06.693 | 9 | 1 | 3:03.252 | 50.543 | 1:25.006 | 47.703 | 137.6 | 27:54.039 |
| 10 | 1 | 2:58.515 | 49.138 | 1:23.617 | 45.760 | 141.2 | 30:05.208 | 10 | 1 | 3:04.028 | 50.436 | 1:25.214 | 48.378 | 137.0 | 30:58.067 |
| 11 | 1 | 3:06.263 | 49.167 | 1:23.132 | 53.964 | 135.4 | 33:11.471 | 11 | 1 | 3:12.024 | 50.914 | 1:25.860 | 55.250 | 131.3 | 34:10.091 |
| 12 | 1 | 4:20.922 | 2:04.044 | 1:28.305 | 48.573 | 96.6 | 37:32.393 | 12 | 1 | 5:05.725 | 2:51.947 | 1:25.922 | 47.856 | 82.5 | 39:15.816 |
| 13 | 1 | 3:07.642 | 51.350 | 1:28.274 | 48.018 | 134.4 | 40:40.035 | 13 | 1 | 3:05.217 | 51.078 | 1:26.288 | 47.851 | 136.1 | 42:21.033 |
| 14 | 1 | 3:01.175 | 50.337 | 1:24.187 | 46.651 | 139.2 | 43:41.210 | 14 | 1 | 3:04.357 | 50.876 | 1:26.028 | 47.453 | 136.8 | 45:25.390 |
| 15 | 1 | 3:02.223 | 50.664 | 1:24.485 | 47.074 | 138.4 | 46:43.433 | 15 | 1 | 3:05.636 | 51.061 | 1:25.878 | 48.697 | 135.8 | 48:31.026 |
| 16 | 1 | 3:10.043 | 51.331 | 1:25.675 | 53.037 | 132.7 | 49:53.476 | 16 | 1 | 3:04.735 | 50.166 | 1:25.989 | 48.580 | 136.5 | 51:35.761 |
| 17 | 1 | 3:37.268 | 57.503 | 1:36.707 | 1:03.058 | 116.1 | 53:30.744 | 17 | 1 | 3:06.696 | 52.773 | 1:25.291 | 48.632 | 135.1 | 54:42.457 |
| 417 NMT Racing BMW M3 GT4 1.Tristan BOORSMA SSP | | | | | | | | | | | | | | | |
| 1 | 1 | 3:23.482 | 1:05.821 | 1:27.137 | 50.524 | 123.9 | 3:23.482 | 18 | 1 | 3:04.218 | 51.252 | 1:24.806 | 48.160 | 136.9 | 57:46.675 |
| 2 | 1 | 3:11.861 | 52.635 | 1:24.002 | 55.224 | 131.4 | 6:35.343 | 19 | 1 | 3:04.763 | 51.366 | 1:25.759 | 47.638 | 136.5 | 1:00:51.438 |
| 420 Andy Dam Racing Powered by Penta Racing BMW M3 GTR 1.Andy DAM SSP | | | | | | | | | | | | | | | |
| 1 | 1 | 3:37.903 | 1:10.716 | 1:34.210 | 52.977 | 115.7 | 3:37.903 | 20 | 1 | 3:05.164 | 51.110 | 1:26.199 | 47.855 | 136.2 | 1:03:56.602 |
| 2 | 1 | 3:20.073 | 55.396 | 1:33.483 | 51.194 | 126.0 | 6:57.976 | 21 | 1 | 3:05.887 | 51.820 | 1:24.931 | 49.136 | 135.6 | 1:07:02.489 |
| 3 | 1 | 3:17.834 | 54.623 | 1:31.025 | 52.186 | 127.5 | 10:15.810 | 1 | 1 | 3:22.774 | 1:07.403 | 1:26.615 | 48.756 | 124.3 | 3:22.774 |
| 4 | 1 | 3:24.668 | 53.308 | 1:32.611 | 58.749 | 123.2 | 13:40.478 | 2 | 1 | 3:00.923 | 51.090 | 1:23.704 | 46.129 | 139.4 | 6:23.697 |
| 5 | 1 | 12:59.632 | ... | 1:38.517 | 1:02.519 | 32.3 | 26:40.110 | 3 | 1 | 2:59.494 | 49.575 | 1:24.007 | 45.912 | 140.5 | 9:23.191 |
| 423 Spork Racing Team Seat Leon Supercopa 1.Jimmy ADRIAENSENS SSP 2.Philippe VAN RIEL | | | | | | | | | | | | | | | |
| 1 | 1 | 3:38.879 | 1:15.156 | 1:32.297 | 51.426 | 115.2 | 3:38.879 | 4 | 1 | 2:57.915 | 48.882 | 1:23.263 | 45.770 | 141.7 | 12:21.106 |
| 2 | 1 | 3:10.620 | 53.669 | 1:28.076 | 48.875 | 132.3 | 6:49.499 | 5 | 1 | 2:59.570 | 49.473 | 1:23.286 | 46.811 | 140.4 | 15:20.676 |
| 3 | 1 | 3:08.930 | 53.687 | 1:26.718 | 48.525 | 133.5 | 9:58.429 | 6 | 1 | 3:01.005 | 50.170 | 1:24.510 | 46.325 | 139.3 | 18:21.681 |
| 4 | 1 | 3:06.364 | 51.836 | 1:25.796 | 48.732 | 135.3 | 13:04.793 | 7 | 1 | 3:00.903 | 49.973 | 1:24.310 | 46.620 | 139.4 | 21:22.584 |
| 5 | 1 | 3:05.375 | 51.872 | 1:25.661 | 47.842 | 136.0 | 16:10.168 | 8 | 1 | 3:00.277 | 49.475 | 1:24.882 | 45.920 | 139.9 | 24:22.861 |
| 6 | 1 | 3:04.421 | 51.256 | 1:24.797 | 48.368 | 136.7 | 19:14.589 | 9 | 1 | 3:07.861 | 50.010 | 1:24.754 | 53.097 | 134.2 | 27:30.722 |
| 7 | 1 | 3:06.774 | 51.771 | 1:25.354 | 49.649 | 135.0 | 22:21.363 | 10 | 1 | 4:29.632 | 2:19.437 | 1:23.727 | 46.468 | 93.5 | 32:00.354 |
| 8 | 1 | 3:03.850 | 51.539 | 1:23.981 | 48.330 | 137.1 | 25:25.213 | 11 | 1 | 2:55.886 | 48.999 | 1:22.207 | 44.680 | 143.4 | 34:56.240 |
| 9 | 1 | 3:13.476 | 51.258 | 1:24.682 | 57.536 | 130.3 | 28:38.689 | 12 | 1 | 2:58.227 | 49.186 | 1:23.187 | 45.854 | 141.5 | 37:54.467 |
| 10 | 1 | 4:28.111 | 2:11.994 | 1:27.857 | 48.260 | 94.0 | 33:06.800 | 13 | 1 | 2:57.768 | 49.588 | 1:22.974 | 45.206 | 141.8 | 40:52.235 |
| 11 | 1 | 3:03.306 | 50.490 | 1:25.343 | 47.473 | 137.6 | 36:10.106 | 14 | 1 | 2:57.645 | 49.139 | 1:23.193 | 45.313 | 141.9 | 43:49.880 |
| 12 | 1 | 3:01.648 | 50.395 | 1:24.511 | 46.742 | 138.8 | 39:11.754 | 15 | 1 | 2:58.209 | 49.434 | 1:23.168 | 45.607 | 141.5 | 46:48.089 |
| 13 | 1 | 3:02.669 | 50.207 | 1:24.904 | 47.558 | 138.0 | 42:14.423 | 16 | 1 | 3:00.545 | 49.992 | 1:23.644 | 46.909 | 139.7 | 49:48.634 |
| 14 | 1 | 3:02.744 | 50.126 | 1:25.966 | 46.652 | 138.0 | 45:17.167 | 17 | 1 | 2:57.629 | 48.759 | 1:23.425 | 45.445 | 141.9 | 52:46.263 |
| 15 | 1 | 3:01.652 | 50.541 | 1:24.757 | 46.354 | 138.8 | 48:18.819 | 18 | 1 | 2:57.811 | 49.050 | 1:23.744 | 45.017 | 141.8 | 55:44.074 |
| 16 | 1 | 3:02.374 | 50.296 | 1:25.041 | 47.037 | 138.3 | 51:21.193 | 19 | 1 | 2:58.189 | 49.879 | 1:23.460 | 44.850 | 141.5 | 58:42.263 |
| 17 | 1 | 3:02.865 | 50.018 | 1:25.179 | 47.668 | 137.9 | 54:24.058 | 20 | 1 | 2:56.606 | 48.552 | 1:23.134 | 44.920 | 142.8 | 1:01:38.869 |
| 18 | 1 | 3:01.015 | 50.046 | 1:24.260 | 46.709 | 139.3 | 57:25.073 | 21 | 1 | 2:57.519 | 48.463 | 1:23.179 | 45.877 | 142.0 | 1:04:36.388 |
| 19 | 1 | 3:01.537 | 50.545 | 1:24.667 | 46.325 | 138.9 | 1:00:26.610 | | | | | | | | |
| 20 | 1 | 3:00.108 | 49.498 | 1:24.374 | 46.236 | 140.0 | 1:03:26.718 | | | | | | | | |
| 426 Team Compak Ramps Seat Leon Supercopa 1.Lee ALLEN SSP | | | | | | | | | | | | | | | |
| 1 | 1 | 3:22.774 | 1:07.403 | 1:26.615 | 48.756 | 124.3 | 3:22.774 | 1 | 1 | 3:23.712 | 1:07.094 | 1:28.237 | 48.381 | 123.8 | 3:23.712 |
| 2 | 1 | 3:00.923 | 51.090 | 1:23.704 | 46.129 | 139.4 | 6:23.697 | 2 | 1 | 3:01.335 | 51.420 | 1:23.312 | 46.603 | 139.0 | 6:25.047 |
| 3 | 1 | 2:59.494 | 49.575 | 1:24.007 | 45.912 | 140.5 | 9:23.191 | 3 | 1 | 2:59.309 | 49.696 | 1:22.997 | 46.616 | 140.6 | 9:24.356 |
| 4 | 1 | 2:57.915 | 48.882 | 1:23.263 | 45.770 | 141.7 | 12:21.106 | 4 | 1 | 2:59.530 | 49.975 | 1:23.068 | 46.487 | 140.4 | 12:23.886 |
| 5 | 1 | 2:59.570 | 49.473 | 1:23.286 | 46.811 | 140.4 | 15:20.676 | | | | | | | | |
| 6 | 1 | 3:01.005 | 50.170 | 1:24.510 | 46.325 | 139.3 | 18:21.681 | | | | | | | | |
| 7 | 1 | 3:00.903 | 49.973 | 1:24.310 | 46.620 | 139.4 | 21:22.584 | | | | | | | | |
| 8 | 1 | 3:00.277 | 49.475 | 1:24.882 | 45.920 | 139.9 | 24:22.861 | | | | | | | | |
| 9 | 1 | 3:07.861 | 50.010 | 1:24.754 | 53.097 | 134.2 | 27:30.722 | | | | | | | | |
| 10 | 1 | 4:29.632 | 2:19.437 | 1:23.727 | 46.468 | 93.5 | 32:00.354 | | | | | | | | |
| 11 | 1 | 2:55.886 | 48.999 | 1:22.207 | 44.680 | 143.4 | 34:56.240 | | | | | | | | |
| 12 | 1 | 2:58.227 | 49.186 | 1:23.187 | 45.854 | 141.5 | 37:54.467 | | | | | | | | |
| 13 | 1 | 2:57.768 | 49.588 | 1:22.974 | 45.206 | 141.8 | 40:52.235 | | | | | | | | |
| 14 | 1 | 2:57.645 | 49.139 | 1:23.193 | 45.313 | 141.9 | 43:49.880 | | | | | | | | |
| 15 | 1 | 2:58.209 | 49.434 | 1:23.168 | 45.607 | 141.5 | 46:48.089 | | | | | | | | |
| 16 | 1 | 3:00.545 | 49.992 | 1:23.644 | 46.909 | 139.7 | 49:48.634 | | | | | | | | |
| 17 | 1 | 2:57.629 | 48.759 | 1:23.425 | 45.445 | 141.9 | 52:46.263 | | | | | | | | |
| 18 | 1 | 2:57.811 | 49.050 | 1:23.744 | 45.017 | 141.8 | 55:44.074 | | | | | | | | |
| 19 | 1 | 2:58.189 | 49.879 | 1:23.460 | 44.850 | 141.5 | 58:42.263 | | | | | | | | |
| 20 | 1 | 2:56.606 | 48.552 | 1:23.134 | 44.920 | 142.8 | 1:01:38.869 | | | | | | | | |
| 21 | 1 | 2:57.519 | 48.463 | 1:23.179 | 45.877 | 142.0 | 1:04:36.388 | | | | | | | | |
| 430 Ferry Monster Autosport Seat Leon Supercopa 1.René WIJNEN SSP 2.Charlie FRIJNS | | | | | | | | | | | | | | | |
| 1 | 1 | 3:23.712 | 1:07.094 | 1:28.237 | 48.381 | 123.8 | 3:23.712 | | | | | | | | |
| 2 | 1 | 3:01.335 | 51.420 | 1:23.312 | 46.603 | 139.0 | 6:25.047 | | | | | | | | |
| 3 | 1 | 2:59.309 | 49.696 | 1:22.997 | 46.616 | 140.6 | 9:24.356 | | | | | | | | |
| 4 | 1 | 2:59.530 | 49.975 | 1:23.068 | 46.487 | 140.4 | 12:23.886 | | | | | | | | |



SUPERCAR CHALLENGE
SPA RACING FESTIVAL
RACE 2

Analysis

| Lap | D | Time | Sector 1 | Sector 2 | Sector 3 | Kph | Elapsed | Lap | D | Time | Sector 1 | Sector 2 | Sector 3 | Kph | Elapsed |
|-----|---|-----------------|---------------|----------|---------------|-------|-------------|-----|---|-----------------|---------------|-----------------|---------------|-------|-------------|
| 5 | 1 | 2:59.445 | 49.605 | 1:23.349 | 46.491 | 140.5 | 15:23.331 | 6 | 1 | 2:53.114 | 48.019 | 1:20.654 | 44.441 | 145.7 | 17:48.019 |
| 6 | 1 | 2:59.195 | 49.366 | 1:23.577 | 46.252 | 140.7 | 18:22.526 | 7 | 1 | 2:52.774 | 47.545 | 1:20.951 | 44.278 | 145.9 | 20:40.793 |
| 7 | 1 | 3:00.633 | 49.872 | 1:24.239 | 46.522 | 139.6 | 21:23.159 | 8 | 1 | 2:52.784 | 47.601 | 1:20.729 | 44.454 | 145.9 | 23:33.577 |
| 8 | 1 | 3:00.222 | 49.722 | 1:24.531 | 45.969 | 139.9 | 24:23.381 | 9 | 1 | 2:52.581 | 48.091 | 1:20.647 | 43.843 | 146.1 | 26:26.158 |
| 9 | 1 | 2:59.803 | 49.363 | 1:24.094 | 46.346 | 140.2 | 27:23.184 | 10 | 1 | 2:52.566 | 47.677 | 1:20.595 | 44.294 | 146.1 | 29:18.724 |
| 10 | 1 | 3:00.103 | 49.769 | 1:24.500 | 45.834 | 140.0 | 30:23.287 | 11 | 1 | 3:02.050 | 47.856 | 1:20.962 | 53.232 | 138.5 | 32:20.774 |
| 11 | 1 | 3:06.826 | 49.376 | 1:24.629 | 52.821 | 135.0 | 33:30.113 | 12 | 1 | 4:48.621 | 2:32.420 | 1:28.393 | 47.808 | 87.4 | 37:09.395 |
| 12 | 1 | 4:46.794 | 2:27.524 | 1:29.647 | 49.623 | 87.9 | 38:16.907 | 13 | 1 | 3:04.821 | 50.164 | 1:28.067 | 46.590 | 136.4 | 40:14.216 |
| 13 | 1 | 3:09.570 | 52.912 | 1:28.597 | 48.061 | 133.0 | 41:26.477 | 14 | 1 | 3:04.750 | 50.698 | 1:27.818 | 46.234 | 136.5 | 43:18.966 |
| 14 | 1 | 3:08.802 | 53.369 | 1:27.417 | 48.016 | 133.5 | 44:35.279 | 15 | 1 | 3:02.121 | 50.059 | 1:26.327 | 45.735 | 138.4 | 46:21.087 |
| 15 | 1 | 3:06.214 | 50.908 | 1:26.107 | 49.199 | 135.4 | 47:41.493 | 16 | 1 | 3:00.421 | 49.150 | 1:26.205 | 45.066 | 139.8 | 49:21.508 |
| 16 | 1 | 3:05.477 | 50.639 | 1:26.262 | 48.576 | 135.9 | 50:46.970 | 17 | 1 | 2:59.484 | 48.324 | 1:26.519 | 44.641 | 140.5 | 52:20.992 |
| 17 | 1 | 3:03.849 | 50.485 | 1:25.877 | 47.487 | 137.1 | 53:50.819 | 18 | 1 | 2:57.601 | 48.441 | 1:24.687 | 44.473 | 142.0 | 55:18.593 |
| 18 | 1 | 3:04.288 | 50.159 | 1:26.741 | 47.388 | 136.8 | 56:55.107 | 19 | 1 | 2:55.619 | 48.084 | 1:24.044 | 43.491 | 143.6 | 58:14.212 |
| 19 | 1 | 3:05.247 | 49.905 | 1:27.066 | 48.276 | 136.1 | 1:00:00.354 | 20 | 1 | 2:54.001 | 47.760 | 1:23.113 | 43.128 | 144.9 | 1:01:08.213 |
| 20 | 1 | 3:03.834 | 50.981 | 1:25.284 | 47.569 | 137.2 | 1:03:04.188 | 21 | 1 | 2:51.882 | 47.236 | 1:22.279 | 42.367 | 146.7 | 1:04:00.095 |
| 21 | 1 | 3:05.360 | 52.672 | 1:25.334 | 47.354 | 136.0 | 1:06:09.548 | 22 | 1 | 2:51.547 | 47.261 | 1:21.531 | 42.755 | 147.0 | 1:06:51.642 |

444 **Blueberry Racing** BMW E46 M3
1. Ronald VAN LOON SSP

| | | | | | | | |
|---|---|-----------------|---------------|-----------------|---------------|-------|-----------|
| 1 | 1 | 3:26.868 | 1:08.805 | 1:27.573 | 50.490 | 121.9 | 3:26.868 |
| 2 | 1 | 3:07.754 | 52.824 | 1:26.526 | 48.404 | 134.3 | 6:34.622 |
| 3 | 1 | 3:45.831 | 56.857 | 1:43.098 | 1:05.876 | 111.7 | 10:20.453 |

447 **Team Webb** BMW E46 GTR
1. Martin WEBB SSP
2. Carl WOODWISS

| | | | | | | | |
|----|---|-----------------|---------------|-----------------|---------------|-------|-------------|
| 1 | 1 | 3:21.270 | 1:06.704 | 1:26.596 | 47.970 | 125.3 | 3:21.270 |
| 2 | 1 | 3:01.440 | 49.404 | 1:23.917 | 48.119 | 139.0 | 6:22.710 |
| 3 | 1 | 2:59.374 | 49.850 | 1:23.531 | 45.993 | 140.6 | 9:22.084 |
| 4 | 1 | 2:56.070 | 48.076 | 1:22.395 | 45.599 | 143.2 | 12:18.154 |
| 5 | 1 | 2:56.903 | 48.334 | 1:22.808 | 45.761 | 142.5 | 15:15.057 |
| 6 | 1 | 2:56.087 | 48.881 | 1:22.043 | 45.163 | 143.2 | 18:11.144 |
| 7 | 1 | 2:55.033 | 48.232 | 1:21.653 | 45.148 | 144.1 | 21:06.177 |
| 8 | 1 | 2:54.213 | 48.883 | 1:20.849 | 44.481 | 144.7 | 24:00.390 |
| 9 | 1 | 2:53.854 | 48.424 | 1:20.845 | 44.585 | 145.0 | 26:54.244 |
| 10 | 1 | 2:53.942 | 47.864 | 1:21.172 | 44.906 | 145.0 | 29:48.186 |
| 11 | 1 | 3:04.033 | 48.367 | 1:22.005 | 53.661 | 137.0 | 32:52.219 |
| 12 | 1 | 4:37.022 | 2:25.427 | 1:25.162 | 46.433 | 91.0 | 37:29.241 |
| 13 | 1 | 2:58.132 | 49.553 | 1:23.317 | 45.262 | 141.5 | 40:27.373 |
| 14 | 1 | 2:59.641 | 50.389 | 1:23.931 | 45.321 | 140.4 | 43:27.014 |
| 15 | 1 | 2:55.907 | 48.869 | 1:21.490 | 45.548 | 143.3 | 46:22.921 |
| 16 | 1 | 2:56.794 | 49.313 | 1:21.977 | 45.504 | 142.6 | 49:19.715 |
| 17 | 1 | 2:55.105 | 48.742 | 1:21.532 | 44.831 | 144.0 | 52:14.820 |
| 18 | 1 | 2:53.489 | 48.410 | 1:20.768 | 44.311 | 145.3 | 55:08.309 |
| 19 | 1 | 2:54.394 | 48.672 | 1:21.471 | 44.251 | 144.6 | 58:02.703 |
| 20 | 1 | 2:51.847 | 47.968 | 1:20.007 | 43.872 | 146.7 | 1:00:54.550 |
| 21 | 1 | 2:53.717 | 49.796 | 1:20.026 | 43.895 | 145.1 | 1:03:48.267 |
| 22 | 1 | 2:50.404 | 47.816 | 1:19.271 | 43.317 | 148.0 | 1:06:38.671 |

450 **Cor Euser Racing** Lotus Evora
1. Cor EUSER SSP


| | | | | | | | |
|---|---|----------|----------|----------|--------|-------|-----------|
| 1 | 1 | 3:13.805 | 1:02.648 | 1:25.171 | 45.986 | 130.1 | 3:13.805 |
| 2 | 1 | 2:58.484 | 49.246 | 1:23.890 | 45.348 | 141.3 | 6:12.289 |
| 3 | 1 | 2:55.488 | 48.372 | 1:22.209 | 44.907 | 143.7 | 9:07.777 |
| 4 | 1 | 2:53.852 | 47.934 | 1:21.501 | 44.417 | 145.0 | 12:01.629 |
| 5 | 1 | 2:53.276 | 48.169 | 1:20.765 | 44.342 | 145.5 | 14:54.905 |

470 **Van der Kooi Lotus Racing** Lotus Exige 250 CUP
1. Huub DELNOIJ SSP

| | | | | | | | |
|----|---|-----------------|---------------|-----------------|---------------|-------|-------------|
| 1 | 1 | 3:16.553 | 1:03.253 | 1:25.503 | 47.797 | 128.3 | 3:16.553 |
| 2 | 1 | 3:00.026 | 49.912 | 1:24.623 | 45.491 | 140.1 | 6:16.579 |
| 3 | 1 | 2:57.701 | 49.597 | 1:22.326 | 45.778 | 141.9 | 9:14.280 |
| 4 | 1 | 2:56.439 | 48.989 | 1:22.953 | 44.497 | 142.9 | 12:10.719 |
| 5 | 1 | 2:55.359 | 48.844 | 1:21.515 | 45.000 | 143.8 | 15:06.078 |
| 6 | 1 | 2:56.349 | 49.496 | 1:22.005 | 44.848 | 143.0 | 18:02.427 |
| 7 | 1 | 2:55.607 | 48.755 | 1:21.728 | 45.124 | 143.6 | 20:58.034 |
| 8 | 1 | 2:55.385 | 48.852 | 1:21.961 | 44.572 | 143.8 | 23:53.419 |
| 9 | 1 | 2:55.658 | 49.079 | 1:21.811 | 44.768 | 143.5 | 26:49.077 |
| 10 | 1 | 2:56.986 | 50.090 | 1:21.884 | 45.012 | 142.5 | 29:46.063 |
| 11 | 1 | 3:03.333 | 48.667 | 1:21.818 | 52.848 | 137.5 | 32:49.396 |
| 12 | 1 | 4:16.268 | 2:10.085 | 1:21.935 | 44.248 | 98.4 | 37:05.664 |
| 13 | 1 | 2:55.298 | 48.266 | 1:22.378 | 44.654 | 143.8 | 40:00.962 |
| 14 | 1 | 2:58.835 | 49.882 | 1:22.655 | 46.298 | 141.0 | 42:59.797 |
| 15 | 1 | 2:56.035 | 48.522 | 1:22.934 | 44.579 | 143.2 | 45:55.832 |
| 16 | 1 | 2:53.784 | 48.272 | 1:20.279 | 45.233 | 145.1 | 48:49.616 |
| 17 | 1 | 2:53.963 | 48.214 | 1:20.984 | 44.765 | 144.9 | 51:43.579 |
| 18 | 1 | 2:53.520 | 48.382 | 1:21.190 | 43.948 | 145.3 | 54:37.099 |
| 19 | 1 | 2:54.183 | 48.338 | 1:21.472 | 44.373 | 144.8 | 57:31.282 |
| 20 | 1 | 2:55.496 | 48.116 | 1:21.948 | 45.432 | 143.7 | 1:00:26.778 |
| 21 | 1 | 2:53.383 | 47.987 | 1:21.163 | 44.233 | 145.4 | 1:03:20.161 |
| 22 | 1 | 2:52.291 | 47.646 | 1:20.596 | 44.049 | 146.3 | 1:06:12.452 |

493 **Intersport racing** BMW E46 M3 GTR
1. Ryan LYNSEY SSP
2. Kevin CLARKE


| | | | | | | | |
|----|---|-----------------|---------------|-----------------|---------------|-------|-----------|
| 1 | 1 | 3:23.218 | 1:07.807 | 1:27.085 | 48.326 | 124.1 | 3:23.218 |
| 2 | 1 | 3:00.381 | 50.418 | 1:23.163 | 46.800 | 139.8 | 6:23.599 |
| 3 | 1 | 2:59.217 | 49.191 | 1:23.637 | 46.389 | 140.7 | 9:22.816 |
| 4 | 1 | 3:00.619 | 52.023 | 1:22.890 | 45.706 | 139.6 | 12:23.435 |
| 5 | 1 | 2:57.009 | 48.892 | 1:22.347 | 45.770 | 142.4 | 15:20.444 |
| 6 | 1 | 2:56.633 | 48.767 | 1:22.791 | 45.075 | 142.7 | 18:17.077 |
| 7 | 1 | 2:57.797 | 50.175 | 1:22.579 | 45.043 | 141.8 | 21:14.874 |
| 8 | 1 | 2:55.512 | 48.270 | 1:22.033 | 45.209 | 143.7 | 24:10.386 |
| 9 | 1 | 2:57.224 | 49.975 | 1:22.331 | 44.918 | 142.3 | 27:07.610 |
| 10 | 1 | 3:04.000 | 48.150 | 1:23.051 | 52.799 | 137.0 | 30:11.610 |
| 11 | 1 | 4:28.428 | 2:13.528 | 1:26.353 | 48.547 | 93.9 | 34:40.038 |
| 12 | 1 | 3:01.660 | 50.136 | 1:24.791 | 46.733 | 138.8 | 37:41.698 |



**SUPERCAR CHALLENGE
SPA RACING FESTIVAL
RACE 2**

Analysis


| Lap | D | Time | Sector 1 | Sector 2 | Sector 3 | Kph | Elapsed | Lap | D | Time | Sector 1 | Sector 2 | Sector 3 | Kph | Elapsed |
|---|---|-----------------|---------------|-----------------|---------------|--------|-------------|-----|---|------|----------|----------|----------|-----|---------|
| 496 Intersport racing 1. Mike MOSS 2. Flick HAIGE BMW E46 M3 GTR SSP | | | | | | | | | | | | | | | |
| 1 | 1 | 3:29.742 | 1:14.308 | 1:27.932 | 47.502 | 120.2 | 3:29.742 | | | | | | | | |
| 2 | 1 | 3:05.703 | 51.883 | 1:25.726 | 48.094 | 135.8 | 6:35.445 | | | | | | | | |
| 3 | 1 | 3:04.957 | 51.287 | 1:25.216 | 48.454 | 136.3 | 9:40.402 | | | | | | | | |
| 4 | 1 | 3:04.669 | 50.753 | 1:25.881 | 48.035 | 136.5 | 12:45.071 | | | | | | | | |
| 5 | 1 | 3:02.304 | 50.782 | 1:25.706 | 45.816 | 138.3 | 15:47.375 | | | | | | | | |
| 6 | 1 | 3:01.452 | 50.829 | 1:23.918 | 46.705 | 139.0 | 18:48.827 | | | | | | | | |
| 7 | 1 | 3:03.018 | 51.411 | 1:24.269 | 47.338 | 137.8 | 21:51.845 | | | | | | | | |
| 8 | 1 | 3:03.322 | 51.091 | 1:25.176 | 47.055 | 137.5 | 24:55.167 | | | | | | | | |
| 9 | 1 | 3:02.076 | 50.295 | 1:23.727 | 48.054 | 138.5 | 27:57.243 | | | | | | | | |
| 10 | 1 | 3:01.136 | 49.867 | 1:24.089 | 47.180 | 139.2 | 30:58.379 | | | | | | | | |
| 11 | 1 | 3:09.985 | B | 50.152 | 1:24.223 | 55.610 | 34:08.364 | | | | | | | | |
| 12 | 1 | 4:26.320 | 2:11.389 | 1:27.568 | 47.363 | 94.7 | 38:34.684 | | | | | | | | |
| 13 | 1 | 3:04.807 | 51.652 | 1:26.321 | 46.834 | 136.4 | 41:39.491 | | | | | | | | |
| 14 | 1 | 3:02.987 | 50.742 | 1:25.781 | 46.464 | 137.8 | 44:42.478 | | | | | | | | |
| 15 | 1 | 3:02.651 | 51.098 | 1:25.403 | 46.150 | 138.0 | 47:45.129 | | | | | | | | |
| 16 | 1 | 3:03.200 | 50.438 | 1:26.328 | 46.434 | 137.6 | 50:48.329 | | | | | | | | |
| 17 | 1 | 3:02.850 | 49.945 | 1:25.569 | 47.336 | 137.9 | 53:51.179 | | | | | | | | |
| 18 | 1 | 3:01.120 | 49.980 | 1:24.419 | 46.721 | 139.2 | 56:52.299 | | | | | | | | |
| 19 | 1 | 3:07.863 | 50.226 | 1:27.897 | 49.740 | 134.2 | 1:00:00.162 | | | | | | | | |
| 20 | 1 | 3:02.827 | 50.292 | 1:25.451 | 47.084 | 137.9 | 1:03:02.989 | | | | | | | | |
| 21 | 1 | 2:59.036 | 50.214 | 1:23.534 | 45.288 | 140.8 | 1:06:02.025 | | | | | | | | |
| 501 Spirit Racing 1. Rob NIEMAN Renault Clio RS 2.0 16V SP2 | | | | | | | | | | | | | | | |
| 1 | 1 | 3:38.690 | 1:17.582 | 1:30.259 | 50.849 | 115.3 | 3:38.690 | | | | | | | | |
| 2 | 1 | 3:13.955 | 55.672 | 1:28.170 | 50.113 | 130.0 | 6:52.645 | | | | | | | | |
| 3 | 1 | 3:10.889 | 54.332 | 1:27.235 | 49.322 | 132.1 | 10:03.534 | | | | | | | | |
| 4 | 1 | 3:10.182 | 53.900 | 1:26.950 | 49.332 | 132.6 | 13:13.716 | | | | | | | | |
| 5 | 1 | 3:08.996 | 53.720 | 1:26.521 | 48.755 | 133.4 | 16:22.712 | | | | | | | | |
| 6 | 1 | 3:09.758 | 54.487 | 1:26.826 | 48.445 | 132.9 | 19:32.470 | | | | | | | | |
| 7 | 1 | 3:09.823 | 53.821 | 1:27.180 | 48.822 | 132.8 | 22:42.293 | | | | | | | | |
| 8 | 1 | 3:16.586 | B | 54.095 | 1:26.279 | 56.212 | 25:58.879 | | | | | | | | |
| 9 | 1 | 4:21.873 | 2:06.592 | 1:26.412 | 48.869 | 96.3 | 30:20.752 | | | | | | | | |
| 10 | 1 | 3:09.568 | 53.516 | 1:27.276 | 48.776 | 133.0 | 33:30.320 | | | | | | | | |
| 11 | 1 | 3:07.650 | 53.420 | 1:25.790 | 48.440 | 134.4 | 36:37.970 | | | | | | | | |
| 12 | 1 | 3:08.141 | 53.497 | 1:26.056 | 48.588 | 134.0 | 39:46.111 | | | | | | | | |
| 13 | 1 | 3:07.901 | 53.547 | 1:25.354 | 49.000 | 134.2 | 42:54.012 | | | | | | | | |
| 14 | 1 | 3:08.757 | 53.184 | 1:27.258 | 48.315 | 133.6 | 46:02.769 | | | | | | | | |
| 15 | 1 | 3:07.500 | 53.807 | 1:25.662 | 48.031 | 134.5 | 49:10.269 | | | | | | | | |
| 16 | 1 | 3:06.691 | 53.421 | 1:25.156 | 48.114 | 135.1 | 52:16.960 | | | | | | | | |
| 17 | 1 | 3:07.315 | 53.150 | 1:26.165 | 48.000 | 134.6 | 55:24.275 | | | | | | | | |
| 18 | 1 | 3:06.748 | 53.312 | 1:25.415 | 48.021 | 135.0 | 58:31.023 | | | | | | | | |
| 19 | 1 | 3:07.091 | 53.124 | 1:25.868 | 48.099 | 134.8 | 1:01:38.114 | | | | | | | | |
| 20 | 1 | 3:08.343 | 53.518 | 1:26.399 | 48.426 | 133.9 | 1:04:46.457 | | | | | | | | |
| 502 Spirit Racing 1. Frank BEDORF Renault Clio RS 2.0 16V SP2 | | | | | | | | | | | | | | | |
| 1 | 1 | 3:40.344 | 1:17.851 | 1:30.442 | 52.051 | 114.4 | 3:40.344 | | | | | | | | |
| 2 | 1 | 3:12.781 | 54.700 | 1:28.153 | 49.928 | 130.8 | 6:53.125 | | | | | | | | |
| 3 | 1 | 3:11.339 | 54.858 | 1:27.086 | 49.395 | 131.8 | 10:04.464 | | | | | | | | |
| 4 | 1 | 3:09.821 | 53.529 | 1:27.148 | 49.144 | 132.8 | 13:14.285 | | | | | | | | |
| 5 | 1 | 3:09.690 | 54.445 | 1:25.940 | 49.305 | 132.9 | 16:23.975 | | | | | | | | |
| 6 | 1 | 3:10.527 | 54.457 | 1:27.107 | 48.963 | 132.3 | 19:34.502 | | | | | | | | |
| 7 | 1 | 3:09.668 | 54.010 | 1:26.485 | 49.173 | 132.9 | 22:44.170 | | | | | | | | |
| 8 | 1 | 3:10.091 | 53.876 | 1:27.619 | 48.596 | 132.6 | 25:54.261 | | | | | | | | |
| 9 | 1 | 3:16.504 | B | 54.537 | 1:26.043 | 55.924 | 29:10.765 | | | | | | | | |
| 10 | 1 | 4:21.679 | 2:06.567 | 1:26.119 | 48.993 | 96.4 | 33:32.444 | | | | | | | | |
| 11 | 1 | 3:09.888 | 54.822 | 1:26.182 | 48.884 | 132.8 | 36:42.332 | | | | | | | | |
| 12 | 1 | 3:09.005 | 54.056 | 1:26.275 | 48.674 | 133.4 | 39:51.337 | | | | | | | | |
| 13 | 1 | 3:09.640 | 53.511 | 1:26.670 | 49.459 | 133.0 | 43:00.977 | | | | | | | | |
| 14 | 1 | 3:10.170 | 54.564 | 1:26.598 | 49.008 | 132.6 | 46:11.147 | | | | | | | | |
| 15 | 1 | 3:06.510 | 53.188 | 1:25.506 | 47.816 | 135.2 | 49:17.657 | | | | | | | | |
| 16 | 1 | 3:07.149 | 53.720 | 1:25.503 | 47.926 | 134.7 | 52:24.806 | | | | | | | | |
| 17 | 1 | 3:06.782 | 53.398 | 1:25.225 | 48.159 | 135.0 | 55:31.588 | | | | | | | | |
| 18 | 1 | 3:06.606 | 53.600 | 1:25.420 | 47.586 | 135.1 | 58:38.194 | | | | | | | | |
| 19 | 1 | 3:06.126 | 53.459 | 1:25.152 | 47.515 | 135.5 | 1:01:44.320 | | | | | | | | |
| 20 | 1 | 3:04.976 | 53.020 | 1:24.945 | 47.011 | 136.3 | 1:04:49.296 | | | | | | | | |
| 503 Febo Racing Team 1. Dennis DE BORST 2. Martin DE KLEIJN Renault Clio RS 2.0 16V SP2 | | | | | | | | | | | | | | | |
| 1 | 1 | 3:32.169 | 1:15.718 | 1:27.683 | 48.768 | 118.8 | 3:32.169 | | | | | | | | |
| 2 | 1 | 3:09.822 | 54.076 | 1:27.009 | 48.737 | 132.8 | 6:41.991 | | | | | | | | |
| 3 | 1 | 3:08.174 | 54.224 | 1:25.492 | 48.458 | 134.0 | 9:50.165 | | | | | | | | |
| 4 | 1 | 3:07.054 | 53.569 | 1:24.806 | 48.679 | 134.8 | 12:57.219 | | | | | | | | |
| 5 | 1 | 3:06.957 | 53.748 | 1:24.995 | 48.214 | 134.9 | 16:04.176 | | | | | | | | |
| 6 | 1 | 3:06.678 | 53.524 | 1:24.930 | 48.224 | 135.1 | 19:10.854 | | | | | | | | |
| 7 | 1 | 3:10.386 | 54.209 | 1:25.966 | 50.211 | 132.4 | 22:21.240 | | | | | | | | |
| 8 | 1 | 3:07.990 | 54.174 | 1:25.614 | 48.202 | 134.1 | 25:29.230 | | | | | | | | |
| 9 | 1 | 3:12.909 | B | 53.488 | 1:24.714 | 54.707 | 28:42.139 | | | | | | | | |
| 10 | 1 | 5:00.242 | 2:46.809 | 1:25.113 | 48.320 | 84.0 | 33:42.381 | | | | | | | | |
| 11 | 1 | 3:06.143 | 53.589 | 1:24.471 | 48.083 | 135.5 | 36:48.524 | | | | | | | | |
| 12 | 1 | 3:06.333 | 53.816 | 1:24.603 | 47.914 | 135.3 | 39:54.857 | | | | | | | | |
| 13 | 1 | 3:06.632 | 53.005 | 1:25.397 | 48.230 | 135.1 | 43:01.489 | | | | | | | | |
| 14 | 1 | 3:09.324 | 54.347 | 1:26.490 | 48.487 | 133.2 | 46:10.813 | | | | | | | | |
| 15 | 1 | 3:03.017 | 52.319 | 1:23.405 | 47.293 | 137.8 | 49:13.830 | | | | | | | | |
| 16 | 1 | 3:03.647 | 52.547 | 1:24.223 | 46.877 | 137.3 | 52:17.477 | | | | | | | | |
| 17 | 1 | 3:04.490 | 52.597 | 1:24.707 | 47.186 | 136.7 | 55:21.967 | | | | | | | | |
| 18 | 1 | 3:02.398 | 52.262 | 1:23.415 | 46.721 | 138.2 | 58:24.365 | | | | | | | | |
| 19 | 1 | 3:03.724 | 51.657 | 1:25.607 | 46.460 | 137.2 | 1:01:28.089 | | | | | | | | |
| 20 | 1 | 3:01.022 | 51.896 | 1:22.947 | 46.179 | 139.3 | 1:04:29.111 | | | | | | | | |
| 21 | 1 | 3:01.618 | 52.636 | 1:22.881 | 46.101 | 138.8 | 1:07:30.729 | | | | | | | | |
| 505 Traxx Racing Team 1. Chris VOET 2. Bart VAN DEN BROECK Renault Clio SP2 | | | | | | | | | | | | | | | |
| 1 | 1 | 3:36.938 | 1:16.470 | 1:30.459 | 50.009 | 116.2 | 3:36.938 | | | | | | | | |
| 2 | 1 | 3:11.998 | 55.208 | 1:27.465 | 49.325 | 131.3 | 6:48.936 | | | | | | | | |
| 3 | 1 | 3:12.604 | 55.897 | 1:27.304 | 49.403 | 130.9 | 10:01.540 | | | | | | | | |
| 4 | 1 | 3:10.077 | 55.096 | 1:25.961 | 49.020 | 132.7 | 13:11.617 | | | | | | | | |
| 5 | 1 | 3:09.416 | 54.691 | 1:25.726 | 48.999 | 133.1 | 16:21.033 | | | | | | | | |
| 6 | 1 | 3:10.791 | 54.977 | 1:26.426 | 49.388 | 132.2 | 19:31.824 | | | | | | | | |
| 7 | 1 | 3:09.952 | 54.383 | 1:26.773 | 48.796 | 132.7 | 22:41.776 | | | | | | | | |



SUPERCAR CHALLENGE
SPA RACING FESTIVAL
RACE 2

Analysis

| | | | | | | | ■ Personal Best ■ Session Best ■ Crossing the finish line in pit lane | | | | | | | | |
|--|---|----------|----------|----------|----------|-------|--|-----|---|----------|----------|----------|----------|-------|-------------|
| Lap | D | Time | Sector 1 | Sector 2 | Sector 3 | Kph | Elapsed | Lap | D | Time | Sector 1 | Sector 2 | Sector 3 | Kph | Elapsed |
| 513 AT Motorsport Ford Focus Silhouette SP2 1. Kim TROEYEN | | | | | | | | | | | | | | | |
| 1 | 1 | 3:56.715 | 1:19.660 | 1:44.378 | 52.677 | 106.5 | 3:56.715 | 1 | 1 | 3:34.442 | 1:15.886 | 1:28.504 | 50.052 | 117.6 | 3:34.442 |
| 2 | 1 | 3:21.710 | 57.738 | 1:31.272 | 52.700 | 125.0 | 7:18.425 | 2 | 1 | 3:10.705 | 53.833 | 1:27.478 | 49.394 | 132.2 | 6:45.147 |
| 3 | 1 | 3:23.687 | 58.477 | 1:31.544 | 53.666 | 123.8 | 10:42.112 | 3 | 1 | 3:09.518 | 54.278 | 1:26.828 | 48.412 | 133.0 | 9:54.665 |
| 4 | 1 | 3:27.604 | 57.894 | 1:34.897 | 54.813 | 121.5 | 14:09.716 | 4 | 1 | 3:08.594 | 53.534 | 1:26.629 | 48.431 | 133.7 | 13:03.259 |
| 5 | 1 | 3:26.290 | 58.480 | 1:34.063 | 53.747 | 122.2 | 17:36.006 | 5 | 1 | 3:08.176 | 53.313 | 1:25.849 | 49.014 | 134.0 | 16:11.435 |
| 6 | 1 | 3:28.715 | 59.877 | 1:35.006 | 53.832 | 120.8 | 21:04.721 | 6 | 1 | 3:09.256 | 53.614 | 1:26.373 | 49.269 | 133.2 | 19:20.691 |
| 7 | 1 | 3:27.692 | 59.540 | 1:34.199 | 53.953 | 121.4 | 24:32.413 | 7 | 1 | 3:09.055 | 54.096 | 1:26.479 | 48.480 | 133.4 | 22:29.746 |
| 8 | 1 | 4:42.237 | 59.043 | 1:33.639 | 2:09.555 | 89.3 | 29:14.650 | 8 | 1 | 3:07.522 | 52.938 | 1:26.260 | 48.324 | 134.5 | 25:37.268 |
| 9 | 1 | 3:39.938 | 1:12.083 | 1:34.421 | 53.434 | 114.6 | 32:54.588 | 9 | 1 | 3:13.829 | 53.171 | 1:25.895 | 54.763 | 130.1 | 28:51.097 |
| 10 | 1 | 3:20.835 | 57.699 | 1:30.945 | 52.191 | 125.5 | 36:15.423 | 10 | 1 | 4:41.987 | 2:28.006 | 1:24.968 | 49.013 | 89.4 | 33:33.084 |
| 11 | 1 | 3:18.794 | 57.026 | 1:30.520 | 51.248 | 126.8 | 39:34.217 | 11 | 1 | 3:06.527 | 53.692 | 1:24.672 | 48.163 | 135.2 | 36:39.611 |
| 12 | 1 | 3:22.553 | 57.500 | 1:31.269 | 53.784 | 124.5 | 42:56.770 | 12 | 1 | 3:05.674 | 52.458 | 1:25.049 | 48.167 | 135.8 | 39:45.285 |
| 13 | 1 | 3:26.296 | 57.460 | 1:34.296 | 54.540 | 122.2 | 46:23.066 | 13 | 1 | 3:05.857 | 52.931 | 1:24.976 | 47.950 | 135.7 | 42:51.142 |
| 14 | 1 | 3:23.517 | 57.379 | 1:32.641 | 53.497 | 123.9 | 49:46.583 | 14 | 1 | 3:06.802 | 52.854 | 1:25.391 | 48.557 | 135.0 | 45:57.944 |
| 15 | 1 | 3:22.166 | 57.674 | 1:31.685 | 52.807 | 124.7 | 53:08.749 | 15 | 1 | 3:05.873 | 53.009 | 1:25.085 | 47.779 | 135.7 | 49:03.817 |
| 16 | 1 | 3:20.814 | 57.212 | 1:30.597 | 53.005 | 125.6 | 56:29.563 | 16 | 1 | 3:04.839 | 52.582 | 1:24.732 | 47.525 | 136.4 | 52:08.656 |
| 17 | 1 | 3:20.428 | 57.588 | 1:31.027 | 51.813 | 125.8 | 59:49.991 | 17 | 1 | 3:04.622 | 52.846 | 1:24.706 | 47.070 | 136.6 | 55:13.278 |
| 18 | 1 | 3:21.264 | 57.633 | 1:31.239 | 52.392 | 125.3 | 1:03:11.255 | 18 | 1 | 3:06.170 | 52.637 | 1:26.104 | 47.429 | 135.4 | 58:19.448 |
| 19 | 1 | 3:18.623 | 56.535 | 1:30.162 | 51.926 | 126.9 | 1:06:29.878 | 19 | 1 | 3:03.375 | 52.173 | 1:24.482 | 46.720 | 137.5 | 1:01:22.823 |
| 20 | 1 | 3:02.291 | 51.937 | 1:24.161 | 46.193 | 138.3 | 1:04:25.114 | 20 | 1 | 3:02.291 | 51.937 | 1:24.161 | 46.193 | 138.3 | 1:04:25.114 |
| 21 | 1 | 3:02.248 | 51.906 | 1:24.078 | 46.264 | 138.4 | 1:07:27.362 | 21 | 1 | 3:02.248 | 51.906 | 1:24.078 | 46.264 | 138.4 | 1:07:27.362 |
| 537 Pujolaracing Renault Clio 4 SP2 1. Stephan POLDERMAN 2. Rene STEENMETZ | | | | | | | | | | | | | | | |
| 1 | 1 | 7:32.910 | 1:12.974 | 5:27.258 | 52.678 | 55.7 | 7:32.910 | 1 | 1 | 3:36.420 | 1:16.143 | 1:29.011 | 51.266 | 116.5 | 3:36.420 |
| 2 | 1 | 3:17.020 | 58.359 | 1:29.138 | 49.523 | 128.0 | 10:49.930 | 2 | 1 | 3:10.768 | 54.246 | 1:27.069 | 49.453 | 132.2 | 6:47.188 |
| 3 | 1 | 3:11.371 | 53.040 | 1:29.055 | 49.276 | 131.8 | 14:01.301 | 3 | 1 | 3:08.339 | 53.914 | 1:25.957 | 48.468 | 133.9 | 9:55.527 |
| 4 | 1 | 3:07.654 | 53.006 | 1:26.186 | 48.462 | 134.4 | 17:08.955 | 4 | 1 | 3:08.966 | 52.746 | 1:27.470 | 48.750 | 133.4 | 13:04.493 |
| 5 | 1 | 3:07.084 | 52.637 | 1:26.342 | 48.105 | 134.8 | 20:16.039 | 5 | 1 | 3:07.945 | 53.308 | 1:26.189 | 48.448 | 134.2 | 16:12.438 |
| 6 | 1 | 3:05.914 | 52.295 | 1:25.693 | 47.926 | 135.6 | 23:21.953 | 6 | 1 | 3:08.772 | 52.800 | 1:26.665 | 49.307 | 133.6 | 19:21.210 |
| 7 | 1 | 3:08.206 | 53.406 | 1:26.386 | 48.414 | 134.0 | 26:30.159 | | | | | | | | |
| 8 | 1 | 3:15.237 | 52.711 | 1:26.916 | 55.610 | 129.1 | 29:45.396 | | | | | | | | |
| 9 | 1 | 4:48.180 | 2:33.201 | 1:27.309 | 47.670 | 87.5 | 34:33.576 | | | | | | | | |
| 10 | 1 | 3:03.673 | 52.397 | 1:24.183 | 47.093 | 137.3 | 37:37.249 | | | | | | | | |
| 11 | 1 | 3:05.526 | 52.783 | 1:25.007 | 47.736 | 135.9 | 40:42.775 | | | | | | | | |
| 12 | 1 | 3:05.578 | 54.425 | 1:23.928 | 47.225 | 135.9 | 43:48.353 | | | | | | | | |
| 13 | 1 | 3:03.651 | 52.102 | 1:24.438 | 47.111 | 137.3 | 46:52.004 | | | | | | | | |
| 14 | 1 | 3:03.481 | 52.100 | 1:24.093 | 47.288 | 137.4 | 49:55.485 | | | | | | | | |
| 15 | 1 | 3:03.980 | 51.818 | 1:24.897 | 47.265 | 137.0 | 52:59.465 | | | | | | | | |
| 16 | 1 | 3:02.488 | 51.930 | 1:23.831 | 46.727 | 138.2 | 56:01.953 | | | | | | | | |
| 17 | 1 | 3:02.485 | 52.016 | 1:23.501 | 46.968 | 138.2 | 59:04.438 | | | | | | | | |
| 18 | 1 | 3:02.084 | 52.157 | 1:23.226 | 46.701 | 138.5 | 1:02:06.522 | | | | | | | | |
| 19 | 1 | 3:00.768 | 51.572 | 1:23.050 | 46.146 | 139.5 | 1:05:07.290 | | | | | | | | |
| 577 Unil Lubricants Racing Team BMW E46 ETCC SP2 1. Leonid PROTASOV | | | | | | | | | | | | | | | |
| 1 | 1 | 3:36.420 | 1:16.143 | 1:29.011 | 51.266 | 116.5 | 3:36.420 | 1 | 1 | 3:36.420 | 1:16.143 | 1:29.011 | 51.266 | 116.5 | 3:36.420 |
| 2 | 1 | 3:10.768 | 54.246 | 1:27.069 | 49.453 | 132.2 | 6:47.188 | 2 | 1 | 3:10.768 | 54.246 | 1:27.069 | 49.453 | 132.2 | 6:47.188 |
| 3 | 1 | 3:08.339 | 53.914 | 1:25.957 | 48.468 | 133.9 | 9:55.527 | 3 | 1 | 3:08.339 | 53.914 | 1:25.957 | 48.468 | 133.9 | 9:55.527 |
| 4 | 1 | 3:08.966 | 52.746 | 1:27.470 | 48.750 | 133.4 | 13:04.493 | 4 | 1 | 3:08.966 | 52.746 | 1:27.470 | 48.750 | 133.4 | 13:04.493 |
| 5 | 1 | 3:07.945 | 53.308 | 1:26.189 | 48.448 | 134.2 | 16:12.438 | 5 | 1 | 3:07.945 | 53.308 | 1:26.189 | 48.448 | 134.2 | 16:12.438 |
| 6 | 1 | 3:08.772 | 52.800 | 1:26.665 | 49.307 | 133.6 | 19:21.210 | 6 | 1 | 3:08.772 | 52.800 | 1:26.665 | 49.307 | 133.6 | 19:21.210 |
| 520 Zoet Racing Lotus Exige SP2 1. Erwin VAN DIJK | | | | | | | | | | | | | | | |
| 1 | 1 | 3:39.776 | 1:18.865 | 1:29.809 | 51.102 | 114.7 | 3:39.776 | 1 | 1 | 3:39.776 | 1:18.865 | 1:29.809 | 51.102 | 114.7 | 3:39.776 |
| 2 | 1 | 3:13.068 | 54.621 | 1:28.447 | 50.000 | 130.6 | 6:52.844 | 2 | 1 | 3:13.068 | 54.621 | 1:28.447 | 50.000 | 130.6 | 6:52.844 |
| 3 | 1 | 3:11.202 | 54.414 | 1:27.346 | 49.442 | 131.9 | 10:04.046 | 3 | 1 | 3:11.202 | 54.414 | 1:27.346 | 49.442 | 131.9 | 10:04.046 |
| 4 | 1 | 3:09.916 | 53.407 | 1:27.184 | 49.325 | 132.8 | 13:13.962 | 4 | 1 | 3:09.916 | 53.407 | 1:27.184 | 49.325 | 132.8 | 13:13.962 |
| 5 | 1 | 3:09.021 | 53.887 | 1:26.244 | 48.890 | 133.4 | 16:22.983 | 5 | 1 | 3:09.021 | 53.887 | 1:26.244 | 48.890 | 133.4 | 16:22.983 |
| 6 | 1 | 3:12.016 | 53.921 | 1:28.874 | 49.221 | 131.3 | 19:34.999 | 6 | 1 | 3:12.016 | 53.921 | 1:28.874 | 49.221 | 131.3 | 19:34.999 |
| 7 | 1 | 3:07.648 | 53.377 | 1:25.384 | 48.887 | 134.4 | 22:42.647 | 7 | 1 | 3:07.648 | 53.377 | 1:25.384 | 48.887 | 134.4 | 22:42.647 |
| 8 | 1 | 3:09.881 | 53.862 | 1:26.422 | 49.597 | 132.8 | 25:52.528 | 8 | 1 | 3:09.881 | 53.862 | 1:26.422 | 49.597 | 132.8 | 25:52.528 |
| 9 | 1 | 3:33.662 | 1:14.514 | 1:24.691 | 54.457 | 118.0 | 29:26.190 | 9 | 1 | 3:33.662 | 1:14.514 | 1:24.691 | 54.457 | 118.0 | 29:26.190 |
| 10 | 1 | 4:53.144 | 2:40.152 | 1:24.408 | 48.584 | 86.0 | 34:19.334 | 10 | 1 | 4:53.144 | 2:40.152 | 1:24.408 | 48.584 | 86.0 | 34:19.334 |
| 11 | 1 | 3:07.091 | 54.322 | 1:24.548 | 48.221 | 134.8 | 37:26.425 | 11 | 1 | 3:07.091 | 54.322 | 1:24.548 | 48.221 | 134.8 | 37:26.425 |
| 12 | 1 | 3:05.981 | 53.490 | 1:24.383 | 48.108 | 135.6 | 40:32.406 | 12 | 1 | 3:05.981 | 53.490 | 1:24.383 | 48.108 | 135.6 | 40:32.406 |
| 13 | 1 | 3:05.946 | 53.450 | 1:24.003 | 48.493 | 135.6 | 43:38.352 | 13 | 1 | 3:05.946 | 53.450 | 1:24.003 | 48.493 | 135.6 | 43:38.352 |
| 14 | 1 | 3:07.586 | 53.526 | 1:25.400 | 48.660 | 134.4 | 46:45.938 | 14 | 1 | 3:07.586 | 53.526 | 1:25.400 | 48.660 | 134.4 | 46:45.938 |
| 15 | 1 | 3:07.396 | 53.936 | 1:24.007 | 49.453 | 134.6 | 49:53.334 | 15 | 1 | 3:07.396 | 53.936 | 1:24.007 | 49.453 | 134.6 | 49:53.334 |
| 16 | 1 | 3:04.193 | 52.791 | 1:23.977 | 47.425 | 136.9 | 52:57.527 | 16 | 1 | 3:04.193 | 52.791 | 1:23.977 | 47.425 | 136.9 | 52:57.527 |
| 17 | 1 | 3:04.944 | 53.246 | 1:24.776 | 46.922 | 136.3 | 56:02.471 | 17 | 1 | 3:04.944 | 53.246 | 1:24.776 | 46.922 | 136.3 | 56:02.471 |
| 18 | 1 | 3:02.991 | 53.181 | 1:23.267 | 46.543 | 137.8 | 59:05.462 | 18 | 1 | 3:02.991 | 53.181 | 1:23.267 | 46.543 | 137.8 | 59:05.462 |
| 19 | 1 | 3:01.726 | 52.394 | 1:23.476 | 45.856 | 138.7 | 1:02:07.188 | 19 | 1 | 3:01.726 | 52.394 | 1:23.476 | 45.856 | 138.7 | 1:02:07.188 |



**SUPERCAR CHALLENGE
SPA RACING FESTIVAL
RACE 2**

Analysis

| Personal Best | | | | | | | Session Best | | | | | | | B Crossing the finish line in pit lane | | | | | | | | | | |
|--|---|----------|----------|----------|----------|-------|--------------|-----|---|----------|----------|----------|----------|--|-------------|-----|---|----------|----------|----------|----------|-------|-------------|--|
| Lap | D | Time | Sector 1 | Sector 2 | Sector 3 | Kph | Elapsed | Lap | D | Time | Sector 1 | Sector 2 | Sector 3 | Kph | Elapsed | Lap | D | Time | Sector 1 | Sector 2 | Sector 3 | Kph | Elapsed | |
| 744 GH Motorsport Tatuus PY012 SL2 1. Henk HAANE 2. Kris COOLS | | | | | | | | | | | | | | | | | | | | | | | | |
| 7 | 1 | 3:10.469 | 53.788 | 1:28.052 | 48.629 | 132.4 | 22:31.679 | 16 | 1 | 2:54.456 | 47.888 | 1:22.990 | 43.578 | 144.5 | 48:44.967 | 17 | 1 | 2:52.767 | 47.167 | 1:22.399 | 43.201 | 145.9 | 51:37.734 | |
| 8 | 1 | 3:07.854 | 52.988 | 1:26.351 | 48.515 | 134.2 | 25:39.533 | 18 | 1 | 2:53.023 | 47.288 | 1:22.226 | 43.509 | 145.7 | 54:30.757 | 19 | 1 | 2:51.770 | 46.677 | 1:21.880 | 43.213 | 146.8 | 57:22.527 | |
| 9 | 1 | 3:15.778 | 52.505 | 1:26.428 | 56.845 | 128.8 | 28:55.311 | 20 | 1 | 2:51.650 | 47.012 | 1:21.141 | 43.497 | 146.9 | 1:00:14.177 | 21 | 1 | 2:51.347 | 46.858 | 1:20.900 | 43.589 | 147.2 | 1:03:05.524 | |
| 10 | 1 | 4:34.224 | 2:17.276 | 1:28.214 | 48.734 | 91.9 | 33:29.535 | 22 | 1 | 2:53.080 | 49.511 | 1:20.193 | 43.376 | 145.7 | 1:05:58.604 | | | | | | | | | |
| 11 | 1 | 3:06.049 | 52.543 | 1:25.576 | 47.930 | 135.5 | 36:35.584 | | | | | | | | | | | | | | | | | |
| 12 | 1 | 3:05.918 | 52.586 | 1:25.736 | 47.596 | 135.6 | 39:41.502 | | | | | | | | | | | | | | | | | |
| 13 | 1 | 3:10.128 | 53.176 | 1:28.846 | 48.106 | 132.6 | 42:51.630 | | | | | | | | | | | | | | | | | |
| 14 | 1 | 3:09.388 | 53.257 | 1:27.510 | 48.621 | 133.1 | 46:01.018 | | | | | | | | | | | | | | | | | |
| 15 | 1 | 3:05.459 | 52.283 | 1:25.287 | 47.889 | 136.0 | 49:06.477 | | | | | | | | | | | | | | | | | |
| 16 | 1 | 3:05.348 | 52.415 | 1:25.067 | 47.866 | 136.0 | 52:11.825 | | | | | | | | | | | | | | | | | |
| 17 | 1 | 3:05.839 | 52.820 | 1:25.240 | 47.779 | 135.7 | 55:17.664 | | | | | | | | | | | | | | | | | |
| 18 | 1 | 3:05.237 | 52.780 | 1:24.972 | 47.485 | 136.1 | 58:22.901 | | | | | | | | | | | | | | | | | |
| 19 | 1 | 3:07.246 | 52.021 | 1:27.423 | 47.802 | 134.7 | 1:01:30.147 | | | | | | | | | | | | | | | | | |
| 20 | 1 | 3:04.449 | 51.907 | 1:24.969 | 47.573 | 136.7 | 1:04:34.596 | | | | | | | | | | | | | | | | | |
| 773 Blueberry Racing Radical SR3 SL3 1. Carlo KUIJER 2. Berry VAN ELK | | | | | | | | | | | | | | | | | | | | | | | | |
| 1 | 1 | 3:13.042 | 59.692 | 1:26.498 | 46.852 | 130.6 | 3:13.042 | 1 | 1 | 3:13.042 | 59.692 | 1:26.498 | 46.852 | 130.6 | 3:13.042 | 2 | 1 | 3:04.533 | 50.293 | 1:27.471 | 46.769 | 136.6 | 6:17.575 | |
| 2 | 1 | 3:04.533 | 50.293 | 1:27.471 | 46.769 | 136.6 | 6:17.575 | 3 | 1 | 2:58.702 | 50.028 | 1:22.422 | 46.252 | 141.1 | 9:16.277 | 4 | 1 | 3:00.294 | 49.942 | 1:23.571 | 46.781 | 139.9 | 12:16.571 | |
| 3 | 1 | 2:58.702 | 50.028 | 1:22.422 | 46.252 | 141.1 | 9:16.277 | 5 | 1 | 2:59.296 | 49.754 | 1:22.709 | 46.833 | 140.6 | 15:15.867 | 6 | 1 | 2:56.758 | 49.911 | 1:21.109 | 45.738 | 142.6 | 18:12.625 | |
| 4 | 1 | 3:00.294 | 49.942 | 1:23.571 | 46.781 | 139.9 | 12:16.571 | 7 | 1 | 2:55.055 | 49.718 | 1:20.175 | 45.162 | 144.0 | 21:07.680 | 8 | 1 | 2:55.757 | 49.532 | 1:20.924 | 45.301 | 143.5 | 24:03.437 | |
| 5 | 1 | 2:59.296 | 49.754 | 1:22.709 | 46.833 | 140.6 | 15:15.867 | 9 | 1 | 2:55.778 | 49.200 | 1:20.998 | 45.580 | 143.4 | 26:59.215 | 10 | 1 | 3:06.752 | 49.969 | 1:19.769 | 57.014 | 135.0 | 30:05.967 | |
| 6 | 1 | 2:56.758 | 49.911 | 1:21.109 | 45.738 | 142.6 | 18:12.625 | 11 | 1 | 4:17.903 | 2:11.844 | 1:21.165 | 44.894 | 97.8 | 34:23.870 | 12 | 1 | 2:54.472 | 49.794 | 1:19.811 | 44.867 | 144.5 | 37:18.342 | |
| 7 | 1 | 2:55.055 | 49.718 | 1:20.175 | 45.162 | 144.0 | 21:07.680 | 13 | 1 | 2:55.975 | 49.594 | 1:20.337 | 46.044 | 143.3 | 40:14.317 | 14 | 1 | 2:53.954 | 49.941 | 1:19.563 | 44.450 | 144.9 | 43:08.271 | |
| 8 | 1 | 2:55.757 | 49.532 | 1:20.924 | 45.301 | 143.5 | 24:03.437 | 15 | 1 | 2:57.212 | 49.100 | 1:22.502 | 45.610 | 142.3 | 46:05.483 | 16 | 1 | 2:52.463 | 50.177 | 1:18.303 | 43.983 | 146.2 | 48:57.946 | |
| 9 | 1 | 2:55.778 | 49.200 | 1:20.998 | 45.580 | 143.4 | 26:59.215 | 17 | 1 | 2:50.993 | 49.201 | 1:18.033 | 43.759 | 147.5 | 51:48.939 | 18 | 1 | 2:50.358 | 48.837 | 1:17.439 | 44.082 | 148.0 | 54:39.297 | |
| 10 | 1 | 3:06.752 | 49.969 | 1:19.769 | 57.014 | 135.0 | 30:05.967 | 19 | 1 | 2:49.100 | 48.160 | 1:17.321 | 43.619 | 149.1 | 57:28.397 | 20 | 1 | 2:50.094 | 49.129 | 1:17.847 | 43.118 | 148.2 | 1:00:18.491 | |
| 11 | 1 | 4:17.903 | 2:11.844 | 1:21.165 | 44.894 | 97.8 | 34:23.870 | 21 | 1 | 2:47.175 | 48.120 | 1:16.028 | 43.027 | 150.8 | 1:03:05.666 | 22 | 1 | 2:53.835 | 50.858 | 1:18.937 | 44.040 | 145.0 | 1:05:59.501 | |
| 12 | 1 | 2:54.472 | 49.794 | 1:19.811 | 44.867 | 144.5 | 37:18.342 | | | | | | | | | | | | | | | | | |
| 13 | 1 | 2:55.975 | 49.594 | 1:20.337 | 46.044 | 143.3 | 40:14.317 | | | | | | | | | | | | | | | | | |
| 14 | 1 | 2:53.954 | 49.941 | 1:19.563 | 44.450 | 144.9 | 43:08.271 | | | | | | | | | | | | | | | | | |
| 15 | 1 | 2:57.212 | 49.100 | 1:22.502 | 45.610 | 142.3 | 46:05.483 | | | | | | | | | | | | | | | | | |
| 16 | 1 | 2:52.463 | 50.177 | 1:18.303 | 43.983 | 146.2 | 48:57.946 | | | | | | | | | | | | | | | | | |
| 17 | 1 | 2:50.993 | 49.201 | 1:18.033 | 43.759 | 147.5 | 51:48.939 | | | | | | | | | | | | | | | | | |
| 18 | 1 | 2:50.358 | 48.837 | 1:17.439 | 44.082 | 148.0 | 54:39.297 | | | | | | | | | | | | | | | | | |
| 19 | 1 | 2:49.100 | 48.160 | 1:17.321 | 43.619 | 149.1 | 57:28.397 | | | | | | | | | | | | | | | | | |
| 20 | 1 | 2:50.094 | 49.129 | 1:17.847 | 43.118 | 148.2 | 1:00:18.491 | | | | | | | | | | | | | | | | | |
| 21 | 1 | 2:47.175 | 48.120 | 1:16.028 | 43.027 | 150.8 | 1:03:05.666 | | | | | | | | | | | | | | | | | |
| 22 | 1 | 2:53.835 | 50.858 | 1:18.937 | 44.040 | 145.0 | 1:05:59.501 | | | | | | | | | | | | | | | | | |
| 760 Glasfolie.be Norma M20F SL3 1. Filip DECLERQ | | | | | | | | | | | | | | | | | | | | | | | | |
| 1 | 1 | 3:04.216 | 53.788 | 1:24.764 | 45.664 | 136.9 | 3:04.216 | 1 | 1 | 3:04.216 | 53.788 | 1:24.764 | 45.664 | 136.9 | 3:04.216 | 2 | 1 | 2:58.855 | 48.585 | 1:23.650 | 46.620 | 141.0 | 6:03.071 | |
| 2 | 1 | 2:58.855 | 48.585 | 1:23.650 | 46.620 | 141.0 | 6:03.071 | 3 | 1 | 2:59.021 | 48.737 | 1:24.540 | 45.744 | 140.8 | 9:02.092 | 4 | 1 | 2:54.582 | 48.655 | 1:21.195 | 44.732 | 144.4 | 11:56.674 | |
| 3 | 1 | 2:59.021 | 48.737 | 1:24.540 | 45.744 | 140.8 | 9:02.092 | 5 | 1 | 2:56.934 | 48.134 | 1:23.788 | 45.012 | 142.5 | 14:53.608 | 6 | 1 | 2:58.179 | 48.342 | 1:23.513 | 46.324 | 141.5 | 17:51.787 | |
| 4 | 1 | 2:54.582 | 48.655 | 1:21.195 | 44.732 | 144.4 | 11:56.674 | 7 | 1 | 2:58.894 | 49.083 | 1:24.282 | 45.529 | 140.9 | 20:50.681 | 8 | 1 | 2:56.511 | 49.281 | 1:22.227 | 45.003 | 142.8 | 23:47.192 | |
| 5 | 1 | 2:56.934 | 48.134 | 1:23.788 | 45.012 | 142.5 | 14:53.608 | 9 | 1 | 2:56.575 | 48.841 | 1:22.240 | 45.494 | 142.8 | 26:43.767 | 10 | 1 | 2:55.751 | 48.484 | 1:22.111 | 45.156 | 143.5 | 29:39.518 | |
| 6 | 1 | 2:58.179 | 48.342 | 1:23.513 | 46.324 | 141.5 | 17:51.787 | 11 | 1 | 3:05.762 | 48.840 | 1:22.726 | 54.196 | 135.7 | 32:45.280 | 12 | 1 | 4:15.808 | 2:08.381 | 1:22.640 | 44.787 | 98.6 | 37:01.088 | |
| 7 | 1 | 2:58.894 | 49.083 | 1:24.282 | 45.529 | 140.9 | 20:50.681 | 13 | 1 | 2:59.255 | 50.076 | 1:24.785 | 44.394 | 140.7 | 40:00.343 | 14 | 1 | 2:58.615 | 49.268 | 1:23.255 | 46.092 | 141.2 | 42:58.958 | |
| 8 | 1 | 2:56.511 | 49.281 | 1:22.227 | 45.003 | 142.8 | 23:47.192 | 15 | 1 | 3:00.521 | 48.753 | 1:24.031 | 47.737 | 139.7 | 45:59.479 | 16 | 1 | 2:56.744 | 48.879 | 1:23.483 | 44.382 | 142.7 | 48:56.223 | |
| 9 | 1 | 2:56.575 | 48.841 | 1:22.240 | 45.494 | 142.8 | 26:43.767 | 17 | 1 | 2:57.865 | 48.406 | 1:23.282 | 46.177 | 141.8 | 51:54.088 | 18 | 1 | 3:18.715 | 52.550 | 1:27.692 | 58.473 | 126.9 | 55:12.803 | |
| 10 | 1 | 2:55.751 | 48.484 | 1:22.111 | 45.156 | 143.5 | 29:39.518 | 19 | 1 | 4:01.195 | 1:51.996 | 1:22.103 | 47.096 | 104.5 | 59:13.998 | 20 | 1 | 2:55.594 | 49.322 | 1:21.542 | 44.730 | 143.6 | 1:02:09.592 | |
| 11 | 1 | 3:05.762 | 48.840 | 1:22.726 | 54.196 | 135.7 | 32:45.280 | 21 | 1 | 2:55.821 | 49.024 | 1:23.854 | 45.943 | 141.0 | 1:05:08.413 | | | | | | | | | |
| 12 | 1 | 4:15.808 | 2:08.381 | 1:22.640 | 44.787 | 98.6 | 37:01.088 | | | | | | | | | | | | | | | | | |
| 13 | 1 | 2:59.255 | 50.076 | 1:24.785 | 44.394 | 140.7 | 40:00.343 | | | | | | | | | | | | | | | | | |
| 14 | 1 | 2:58.615 | 49.268 | 1:23.255 | 46.092 | 141.2 | 42:58.958 | | | | | | | | | | | | | | | | | |
| 15 | 1 | 3:00.521 | 48.753 | 1:24.031 | 47.737 | 139.7 | 45:59.479 | | | | | | | | | | | | | | | | | |
| 16 | 1 | 2:56.744 | 48.879 | 1:23.483 | 44.382 | 142.7 | 48:56.223 | | | | | | | | | | | | | | | | | |
| 17 | 1 | 2:57.865 | 48.406 | 1:23.282 | 46.177 | 141.8 | 51:54.088 | | | | | | | | | | | | | | | | | |
| 18 | 1 | 3:18.715 | 52.550 | 1:27.692 | 58.473 | 126.9 | 55:12.803 | | | | | | | | | | | | | | | | | |
| 19 | 1 | 4:01.195 | 1:51.996 | 1:22.103 | 47.096 | 104.5 | 59:13.998 | | | | | | | | | | | | | | | | | |
| 20 | 1 | 2:55.594 | 49.322 | 1:21.542 | 44.730 | 143.6 | 1:02:09.592 | | | | | | | | | | | | | | | | | |
| 21 | 1 | 2:55.821 | 49.024 | 1:23.854 | 45.943 | 141.0 | 1:05:08.413 | | | | | | | | | | | | | | | | | |